

Circular Connector

M8/M12 Series



Delight Through Connections



DINKLE INTERNATIONAL CO., LTD.

No.19, Wuquan 2nd Road,Wugu District,
24890 New Taipei City, Taiwan

TEL:+886-2-8069-9000 7705-6900 FAX:+886-2-2290-1702

DINKLE CORPORATION, USA

13748 Pike Road, Missouri City, Texas, USA 77489

TEL:+1-832-539-4703 Toll-Free:+1-844-273-1850 FAX:+1-832-532-7226

DINKLE S.R.L., ITALY

Via Stabilini n°14, 23864 Malgrate (LC), Italia

TEL:+39/0341176154

Dinkle remains the right of product modification and engineering change of design.
The catalogue is for reference only. The final product is made according to actual
engineering drawing.

APR./2021



DINKLE INTERNATIONAL CO., LTD.

DC-33.1

Index



Delight Through Connections

Dinkle Group was established in 1983, and since that time has insisted on constant innovation and preserving an excellent craftsman's spirit. Starting with a core business of terminal block manufacturing, Dinkle has expanded to provide many outstanding products, deliver highly efficient global service, and promote close connections with end users.

Dinkle has accumulated extensive experience through close cooperation with global customers and application of advanced technologies in the market. Attentively listening to customers, correctly understanding their needs and accurately providing solutions are the key to Dinkle's success and creates end users' satisfaction. Customer support and trust increases our continuous passion and motivation to continue innovating.

Dinkle appreciates our role as an ideal win-win partner for your diverse needs; let us **Delight Through Connections!!**

M12 Molded Connector - General	P1
Single-ended molded connector, A-Code (Shielded)	P2
Double-ended molded connector, A-Code (Shielded)	P3
Single-ended molded connector, B-Code & D-Code (Shielded)	P4
Double-ended molded connector, B-Code & D-Code (Shielded)	P5
Single-ended molded connector, A-Code	P6
Double-ended molded connector, A-Code	P7
Single-ended molded connector, B-Code & D-Code	P8
Double-ended molded connector, B-Code & D-Code	P9
M12 Molded Connector - Power	P10
Single-ended molded connector, S-Code & T-Code	P11
Double-ended molded connector, S-Code & T-Code	P12
M12 Molded Connector - Industrial Ethernet	P13
Single-ended molded connector - Network (PROFINET, EtherCAT)	P15
Double-ended molded connector - Network (PROFINET, EtherCAT)	P16
Single-ended molded connector - Fieldbus (CC-Link, CANopen, PROFIBUS)	P18
Double-ended molded connector - Fieldbus (CC-Link, CANopen, PROFIBUS)	P19
M12 Device Connector	P20
Conductor or solder cup, A-Code	P21
Conductor or solder cup, B-Code & D-Code	P23
Conductor or solder cup, S-Code & T-Code	P25
M12 PCB Connector	P27
Soldering connection, A-Code	P28
Soldering connection, B-Code & D-Code	P30
Soldering connection, T-Code	P32
M8 Molded Connector	P33
Single-ended molded connector, A-Code & B-Code	P34
Double-ended molded connector, A-Code & B-Code	P35
M8 Device Connector	P36
Conductor or solder cup, A-Code & B-Code	P37
M8 PCB Connector	P39
Soldering connection, A-Code & B-Code	P40

M12 Molded Connector - General

Dinkle's M12 circular connector portfolio is designed in accordance with IEC 61076-2-101. These plastic-coated cable assemblies provide high structural stability and tightness, making the male and female connectors waterproof and dustproof (IP67 and above) when they are connected. The result is a reliable connection solution in environments with humidity, large temperature changes, and vibrations. In addition, the pin arrangement of the circular connector follows a coding protocol, facilitating integration into industrial control systems for sensors and actuators of various international brands. Dependable connectivity ensures higher equipment productivity and minimized maintenance time.

For a wide variety of industrial applications, Dinkle provides high-quality PVC and PUR cables to meet your needs. PVC offers high rigidity and excellent resistance to common cleaning solvents, and it is a good choice for high temperature and high-pressure washing environments. PUR cables exhibit high tensile strength, tear resistance, bending resistance, and abrasion resistance, making them ideal for applications with bending and frequent movement such as robotic arms.

With the popularization of industrial communication, Dinkle has also introduced shielded cables applicable for fieldbuses. Our shielded cables have high noise immunity and effectively prevent interference caused by high electrical noise environments, ensuring communication reliability.

Dinkle's family of circular connectors can withstand harsh manufacturing environments and deliver high-performance transmission of signals and data.



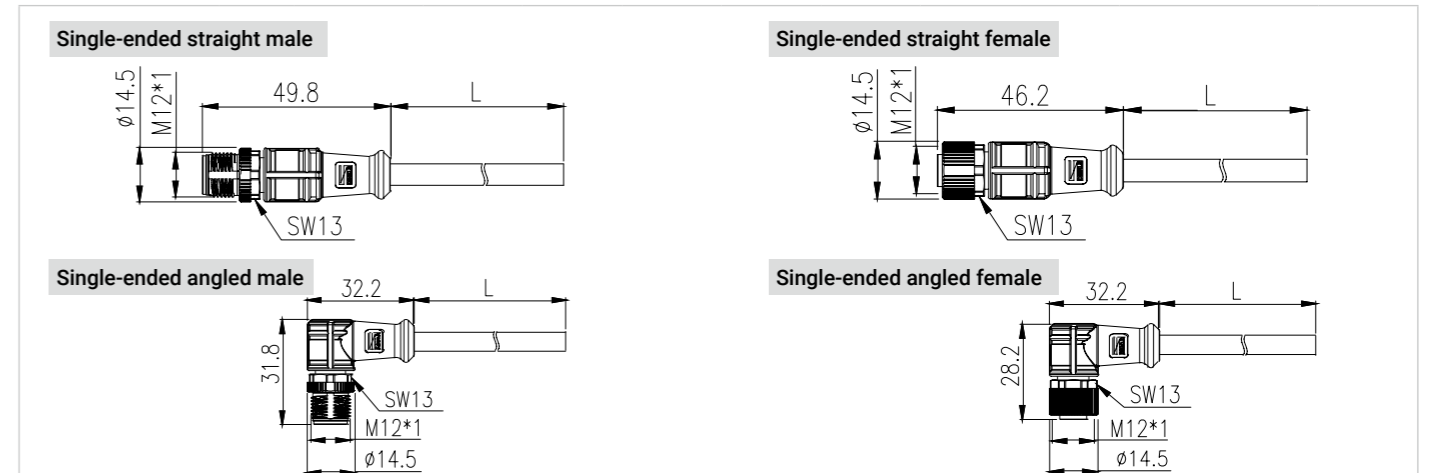
Mechanical		Electrical	
Insertion/withdrawal cycles	≥ 100	Rated voltage / current (contacts)	250VAC / 4A (≤ 4 Pin)
Degree of protection	IP67 / IP68		60VAC / 4A (5 Pin)
Ambient temperature (operation)	-40°C ~ 80°C (Stationary installation) -25°C ~ 80°C (Moving installation)		30VAC / 2A (8 Pin) 30VAC / 1.5A (12 Pin)
Torque	0.4 Nm	Insulation resistance	≥ 100MΩ
Material		Standards / Regulations	
Contact/contact surface	Cooper alloy / Gold	Design refer.	IEC 61076-2-101: Detail specification for M12 connectors with screw-locking
Contact carrier/overmolding	PUR / PUR		IEC 60512: Electromechanical components for electronic equipment; basic testing procedure and measuring methods
O-Ring	NBR		IEC-60529: Degree of protection provided by enclosures (IP Code)
Knurled nut	Zinc die-cast, nickel-plated Copper alloy, nickel-plated		
Shielding	Tinned copper braided shield, SF-UTP	Certificate refer.	UL 2238
Cable	PUR (UL AWM 20549) PVC (UL AWM 2464)		
Flammability rating (UL94)	HB		
Notice			
The mechanical and electrical data can be ensured that the connector pair is correctly locked and fasten by specified torque. If the connector is unlocked and exposed in the contaminated environment, the connector must be sealed by the protective cap. Also, the influences from conductor, cable or PCB assembly must be taken into consideration.			

Single-ended molded connector, A-Code (Shielded)

Coding and contacts	Code Contact	A 3		A 4		A 5		A 8		A 12	
		Plug	Socket	Plug	Socket	Plug	Socket	Plug	Socket	Plug	Socket
Rated voltage / current		250V / 4A		250V / 4A		60V / 4A		30V / 2A		30V / 1.5A	
Contact arrangement											
Connector style	Cable	Length(m)	Part number								
	PVC	2	251-A3000-25S020	251-A4000-25S020	251-A5000-25S020	251-A8000-25S020	251-AC000-25S020				
		5	251-A3000-25S050	251-A4000-25S050	251-A5000-25S050	251-A8000-25S050	251-AC000-25S050				
		10	251-A3000-25S100	251-A4000-25S100	251-A5000-25S100	251-A8000-25S100	251-AC000-25S100				
	PUR	2	251-A3000-05S020	251-A4000-05S020	251-A5000-05S020	251-A8000-05S020	251-AC000-05S020				
		5	251-A3000-05S050	251-A4000-05S050	251-A5000-05S050	251-A8000-05S050	251-AC000-05S050				
		10	251-A3000-05S100	251-A4000-05S100	251-A5000-05S100	251-A8000-05S100	251-AC000-05S100				
	PVC	2	252-A3000-25S020	252-A4000-25S020	252-A5000-25S020	252-A8000-25S020	252-AC000-25S020				
		5	252-A3000-25S050	252-A4000-25S050	252-A5000-25S050	252-A8000-25S050	252-AC000-25S050				
		10	252-A3000-25S100	252-A4000-25S100	252-A5000-25S100	252-A8000-25S100	252-AC000-25S100				
	PUR	2	252-A3000-05S020	252-A4000-05S020	252-A5000-05S020	252-A8000-05S020	252-AC000-05S020				
		5	252-A3000-05S050	252-A4000-05S050	252-A5000-05S050	252-A8000-05S050	252-AC000-05S050				
		10	252-A3000-05S100	252-A4000-05S100	252-A5000-05S100	252-A8000-05S100	252-AC000-05S100				
	PVC	2	253-A3000-25S020	253-A4000-25S020	253-A5000-25S020	253-A8000-25S020	253-AC000-25S020				
		5	253-A3000-25S050	253-A4000-25S050	253-A5000-25S050	253-A8000-25S050	253-AC000-25S050				
		10	253-A3000-25S100	253-A4000-25S100	253-A5000-25S100	253-A8000-25S100	253-AC000-25S100				
	PUR	2	253-A3000-05S020	253-A4000-05S020	253-A5000-05S020	253-A8000-05S020	253-AC000-05S020				
		5	253-A3000-05S050	253-A4000-05S050	253-A5000-05S050	253-A8000-05S050	253-AC000-05S050				
		10	253-A3000-05S100	253-A4000-05S100	253-A5000-05S100	253-A8000-05S100	253-AC000-05S100				
	PVC	2	254-A3000-25S020	254-A4000-25S020	254-A5000-25S020	254-A8000-25S020	254-AC000-25S020				
		5	254-A3000-25S050	254-A4000-25S050	254-A5000-25S050	254-A8000-25S050	254-AC000-25S050				
		10	254-A3000-25S100	254-A4000-25S100	254-A5000-25S100	254-A8000-25S100	254-AC000-25S100				
	PUR	2	254-A3000-05S020	254-A4000-05S020	254-A5000-05S020	254-A8000-05S020	254-AC000-05S020				
		5	254-A3000-05S050	254-A4000-05S050	254-A5000-05S050	254-A8000-05S050	254-AC000-05S050				
		10	254-A3000-05S100	254-A4000-05S100	254-A5000-05S100	254-A8000-05S100	254-AC000-05S100				

Bolded part number is UL+CUL certified

The cable length can be customized. For more details, please contact Dinkle

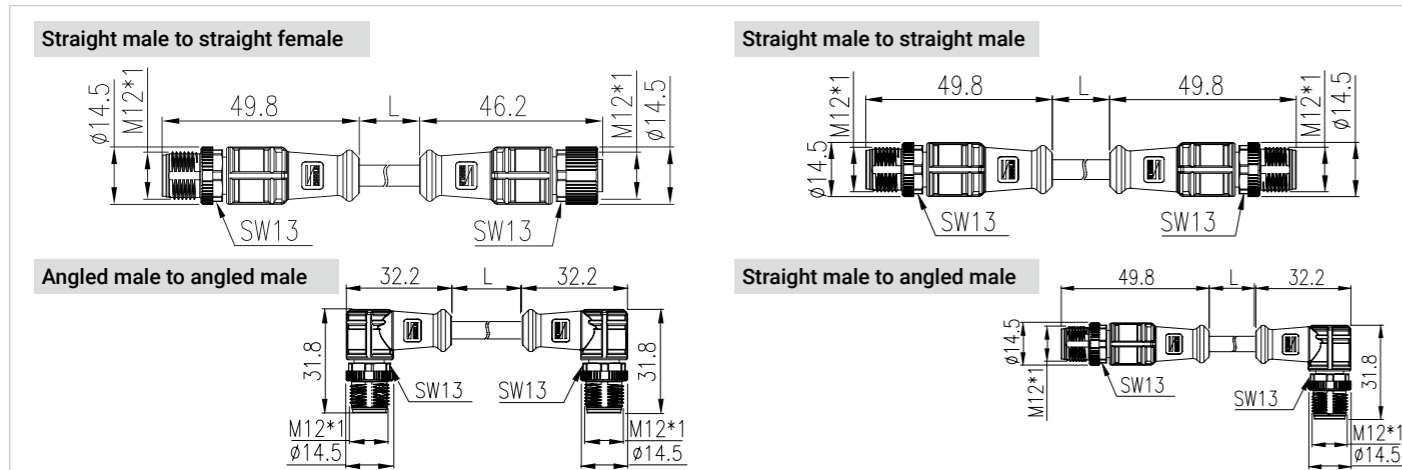


Double-ended molded connector, A-Code (Shielded)

Coding and contacts		Code	A		A		A		A		
		Contact	3		4		5		8		12
Rated voltage / current		250V / 4A		250V / 4A		60V / 4A		30V / 2A		30V / 1.5A	
Contact arrangement		Plug	Socket	Plug	Socket	Plug	Socket	Plug	Socket	Plug	Socket
Connector style	Cable	Length(m)	Part number								
Straight male to straight female 	PVC	0.6	256-A3000-25SL60	256-A4000-25SL60	256-A5000-25SL60	256-A8000-25SL60	256-AC000-25SL60				
		1.5	256-A3000-25S015	256-A4000-25S015	256-A5000-25S015	256-A8000-25S015	256-AC000-25S015				
		3	256-A3000-25S030	256-A4000-25S030	256-A5000-25S030	256-A8000-25S030	256-AC000-25S030				
	PUR	0.6	256-A3000-05SL60	256-A4000-05SL60	256-A5000-05SL60	256-A8000-05SL60	256-AC000-05SL60				
		1.5	256-A3000-05S015	256-A4000-05S015	256-A5000-05S015	256-A8000-05S015	256-AC000-05S015				
		3	256-A3000-05S030	256-A4000-05S030	256-A5000-05S030	256-A8000-05S030	256-AC000-05S030				
Straight male to straight male 	PVC	0.6	257-A3000-25SL60	257-A4000-25SL60	257-A5000-25SL60	257-A8000-25SL60	257-AC000-25SL60				
		1.5	257-A3000-25S015	257-A4000-25S015	257-A5000-25S015	257-A8000-25S015	257-AC000-25S015				
		3	257-A3000-25S030	257-A4000-25S030	257-A5000-25S030	257-A8000-25S030	257-AC000-25S030				
	PUR	0.6	257-A3000-05SL60	257-A4000-05SL60	257-A5000-05SL60	257-A8000-05SL60	257-AC000-05SL60				
		1.5	257-A3000-05S015	257-A4000-05S015	257-A5000-05S015	257-A8000-05S015	257-AC000-05S015				
		3	257-A3000-05S030	257-A4000-05S030	257-A5000-05S030	257-A8000-05S030	257-AC000-05S030				
Angled male to angled male 	PVC	0.6	260-A3000-25SL60	260-A4000-25SL60	260-A5000-25SL60	260-A8000-25SL60	260-AC000-25SL60				
		1.5	260-A3000-25S015	260-A4000-25S015	260-A5000-25S015	260-A8000-25S015	260-AC000-25S015				
		3	260-A3000-25S030	260-A4000-25S030	260-A5000-25S030	260-A8000-25S030	260-AC000-25S030				
	PUR	0.6	260-A3000-05SL60	260-A4000-05SL60	260-A5000-05SL60	260-A8000-05SL60	260-AC000-05SL60				
		1.5	260-A3000-05S015	260-A4000-05S015	260-A5000-05S015	260-A8000-05S015	260-AC000-05S015				
		3	260-A3000-05S030	260-A4000-05S030	260-A5000-05S030	260-A8000-05S030	260-AC000-05S030				
Straight male to angled male 	PVC	0.6	263-A3000-25SL60	263-A4000-25SL60	263-A5000-25SL60	263-A8000-25SL60	263-AC000-25SL60				
		1.5	263-A3000-25S015	263-A4000-25S015	263-A5000-25S015	263-A8000-25S015	263-AC000-25S015				
		3	263-A3000-25S030	263-A4000-25S030	263-A5000-25S030	263-A8000-25S030	263-AC000-25S030				
	PUR	0.6	263-A3000-05SL60	263-A4000-05SL60	263-A5000-05SL60	263-A8000-05SL60	263-AC000-05SL60				
		1.5	263-A3000-05S015	263-A4000-05S015	263-A5000-05S015	263-A8000-05S015	263-AC000-05S015				
		3	263-A3000-05S030	263-A4000-05S030	263-A5000-05S030	263-A8000-05S030	263-AC000-05S030				

Bolded part number is UL+CUL certified

The cable length can be customized. For more details, please contact Dinkle

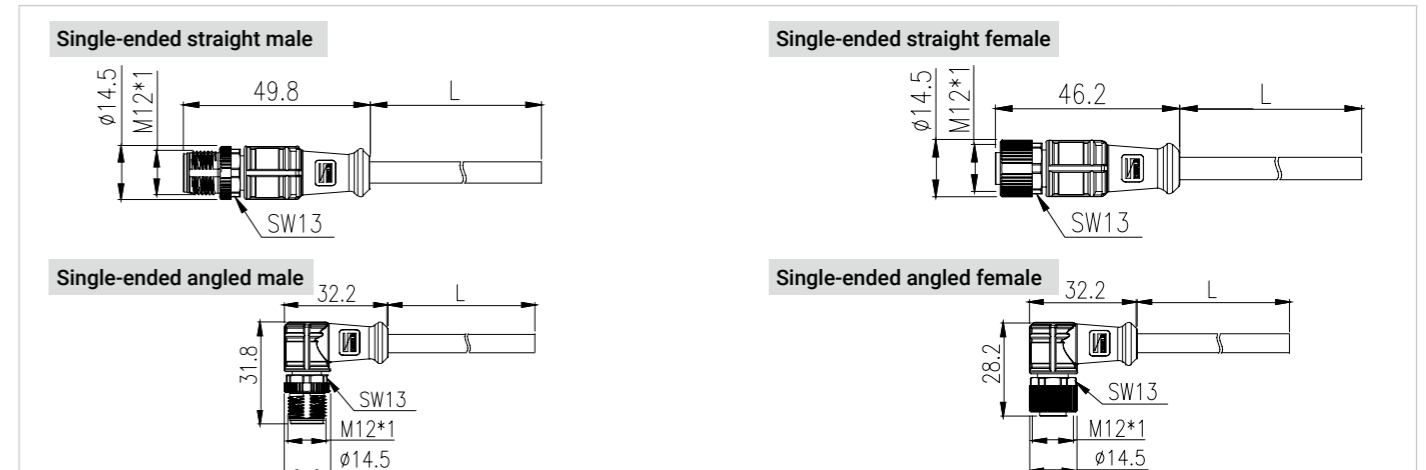


Single-ended molded connector, B-Code & D-Code (Shielded)

Coding and contacts		Code	B		B		B		D	
		Contact	3		4		5		4	
Rated voltage / current		250V / 4A		250V / 4A		60V / 4A		250V / 4A		
Contact arrangement		Plug	Socket	Plug	Socket	Plug	Socket	Plug	Socket	
Connector style	Cable	Length(m)	Part number							
Single-ended straight male 	PVC	2	251-B3000-25S020	251-B4000-25S020	251-B5000-25S020	251-D4000-25S020				
		5	251-B3000-25S050	251-B4000-25S050	251-B5000-25S050	251-D4000-25S050				
		10	251-B3000-25S100	251-B4000-25S100	251-B5000-25S100	251-D4000-25S100				
	PUR	2	251-B3000-05S020	251-B4000-05S020	251-B5000-05S020	251-D4000-05S020				
		5	251-B3000-05S050	251-B4000-05S050	251-B5000-05S050	251-D4000-05S050				
		10	251-B3000-05S100	251-B4000-05S100	251-B5000-05S100	251-D4000-05S100				
Single-ended straight female 	PVC	2	252-B3000-25S020	252-B4000-25S020	252-B5000-25S020	252-D4000-25S020				
		5	252-B3000-25S050	252-B4000-25S050	252-B5000-25S050	252-D4000-25S050				
		10	252-B3000-25S100	252-B4000-25S100	252-B5000-25S100	252-D4000-25S100				
	PUR	2	252-B3000-05S020	252-B4000-05S020	252-B5000-05S020	252-D4000-05S020				
		5	252-B3000-05S050	252-B4000-05S050	252-B5000-05S050	252-D4000-05S050				
		10	252-B3000-05S100	252-B4000-05S100	252-B5000-05S100	252-D4000-05S100				
Single-ended angled male 	PVC	2	253-B3000-25S020	253-B4000-25S020	253-B5000-25S020	253-D4000-25S020				
		5	253-B3000-25S050	253-B4000-25S050	253-B5000-25S050	253-D4000-25S050				
		10	253-B3000-25S100	253-B4000-25S100	253-B5000-25S100	253-D4000-25S100				
	PUR	2	253-B3000-05S020	253-B4000-05S020	253-B5000-05S020	253-D4000-05S020				
		5	253-B3000-05S050	253-B4000-05S050	253-B5000-05S050	253-D4000-05S050				
		10	253-B3000-05S100	253-B4000-05S100	253-B5000-05S100	253-D4000-05S100				
Single-ended angled female 	PVC	2	254-B3000-25S020	254-B4000-25S020	254-B5000-25S020	254-D4000-25S020				
		5	254-B3000-25S050	254-B4000-25S050	254-B5000-25S050	254-D4000-25S050				
		10	254-B3000-25S100	254-B4000-25S100	254-B5000-25S100	254-D4000-25S100				
	PUR	2	254-B3000-05S020	254-B4000-05S020	254-B5000-05S020	254-D4000-05S020				
		5	254-B3000-05S050	254-B4000-05S050	254-B5000-05S050	254-D4000-05S050				
		10	254-B3000-05S100	254-B4000-05S100	254-B5000-05S100	254-D4000-05S100				

Bolded part number is UL+CUL certified

The cable length can be customized. For more details, please contact Dinkle

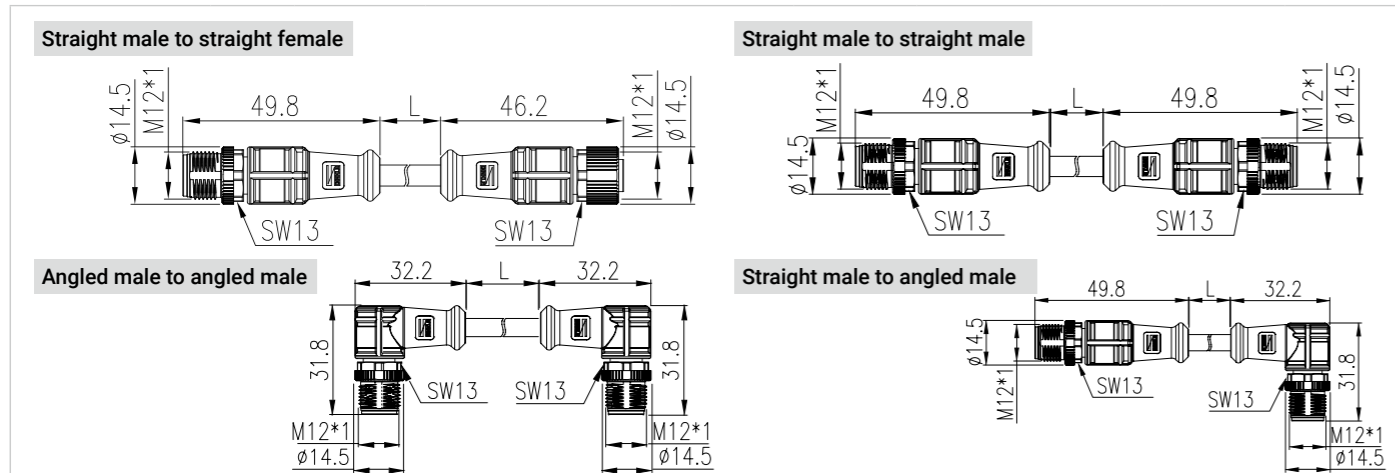


Double-ended molded connector, B-Code & D-Code (Shielded)

Coding and contacts		Code	B		B		D			
		Contact	3		4		4			
Rated voltage / current			250V / 4A		250V / 4A		60V / 4A		250V / 4A	
Contact arrangement			Plug	Socket	Plug	Socket	Plug	Socket	Plug	Socket
Connector style	Cable	Length(m)	Part number							
Straight male to straight female 	PVC	0.6	256-B3000-25SL60	256-B4000-25SL60	256-B5000-25SL60	256-D4000-25SL60				
		1.5	256-B3000-25S015	256-B4000-25S015	256-B5000-25S015	256-D4000-25S015				
		3	256-B3000-25S030	256-B4000-25S030	256-B5000-25S030	256-D4000-25S030				
	PUR	0.6	256-B3000-05SL60	256-B4000-05SL60	256-B5000-05SL60	256-D4000-05SL60				
		1.5	256-B3000-05S015	256-B4000-05S015	256-B5000-05S015	256-D4000-05S015				
		3	256-B3000-05S030	256-B4000-05S030	256-B5000-05S030	256-D4000-05S030				
Straight male to straight male 	PVC	0.6	257-B3000-25SL60	257-B4000-25SL60	257-B5000-25SL60	257-D4000-25SL60				
		1.5	257-B3000-25S015	257-B4000-25S015	257-B5000-25S015	257-D4000-25S015				
		3	257-B3000-25S030	257-B4000-25S030	257-B5000-25S030	257-D4000-25S030				
	PUR	0.6	257-B3000-05SL60	257-B4000-05SL60	257-B5000-05SL60	257-D4000-05SL60				
		1.5	257-B3000-05S015	257-B4000-05S015	257-B5000-05S015	257-D4000-05S015				
		3	257-B3000-05S030	257-B4000-05S030	257-B5000-05S030	257-D4000-05S030				
Angled male to angled male 	PVC	0.6	260-B3000-25SL60	260-B4000-25SL60	260-B5000-25SL60	260-D4000-25SL60				
		1.5	260-B3000-25S015	260-B4000-25S015	260-B5000-25S015	260-D4000-25S015				
		3	260-B3000-25S030	260-B4000-25S030	260-B5000-25S030	260-D4000-25S030				
	PUR	0.6	260-B3000-05SL60	260-B4000-05SL60	260-B5000-05SL60	260-D4000-05SL60				
		1.5	260-B3000-05S015	260-B4000-05S015	260-B5000-05S015	260-D4000-05S015				
		3	260-B3000-05S030	260-B4000-05S030	260-B5000-05S030	260-D4000-05S030				
Straight male to angled male 	PVC	0.6	263-B3000-25SL60	263-B4000-25SL60	263-B5000-25SL60	263-D4000-25SL60				
		1.5	263-B3000-25S015	263-B4000-25S015	263-B5000-25S015	263-D4000-25S015				
		3	263-B3000-25S030	263-B4000-25S030	263-B5000-25S030	263-D4000-25S030				
	PUR	0.6	263-B3000-05SL60	263-B4000-05SL60	263-B5000-05SL60	263-D4000-05SL60				
		1.5	263-B3000-05S015	263-B4000-05S015	263-B5000-05S015	263-D4000-05S015				
		3	263-B3000-05S030	263-B4000-05S030	263-B5000-05S030	263-D4000-05S030				

Bolded part number is UL+CUL certified

The cable length can be customized. For more details, please contact Dinkle

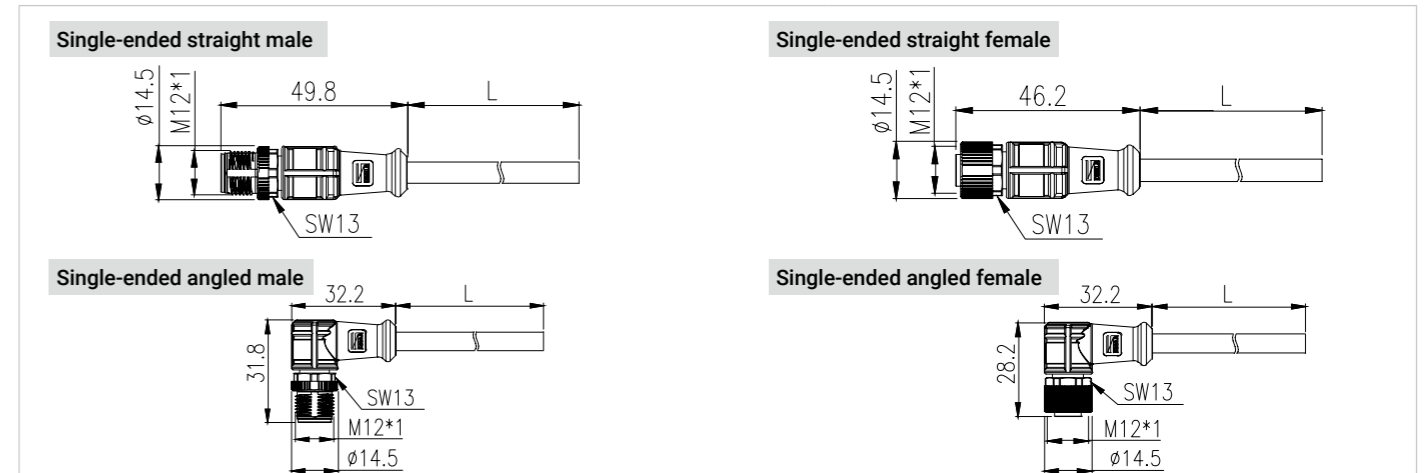


Single-ended molded connector, A-Code

Coding and contacts		Code	A		A		A		A		A	
		Contact	3		4		5		8		12	
Rated voltage / current			250V / 4A		250V / 4A		60V / 4A		30V / 2A		30V / 1.5A	
Contact arrangement			Plug	Socket	Plug	Socket	Plug	Socket	Plug	Socket	Plug	Socket
Connector style	Cable	Length(m)	Part number									
Single-ended straight male 	PVC	2	201-A3000-20S020	201-A4000-20S020	201-A5000-20S020	201-A8000-20S020	201-AC000-20S020					
		5	201-A3000-20S050	201-A4000-20S050	201-A5000-20S050	201-A8000-20S050	201-AC000-20S050					
		10	201-A3000-20S100	201-A4000-20S100	201-A5000-20S100	201-A8000-20S100	201-AC000-20S100					
	PUR	2	201-A3000-00S020	201-A4000-00S020	201-A5000-00S020	201-A8000-00S020	201-AC000-00S020					
		5	201-A3000-00S050	201-A4000-00S050	201-A5000-00S050	201-A8000-00S050	201-AC000-00S050					
		10	201-A3000-00S100	201-A4000-00S100	201-A5000-00S100	201-A8000-00S100	201-AC000-00S100					
Single-ended straight female 	PVC	2	202-A3000-20S020	202-A4000-20S020	202-A5000-20S020	202-A8000-20S020	202-AC000-20S020					
		5	202-A3000-20S050	202-A4000-20S050	202-A5000-20S050	202-A8000-20S050	202-AC000-20S050					
		10	202-A3000-20S100	202-A4000-20S100	202-A5000-20S100	202-A8000-20S100	202-AC000-20S100					
	PUR	2	202-A3000-00S020	202-A4000-00S020	202-A5000-00S020	202-A8000-00S020	202-AC000-00S020					
		5	202-A3000-00S050	202-A4000-00S050	202-A5000-00S050	202-A8000-00S050	202-AC000-00S050					
		10	202-A3000-00S100	202-A4000-00S100	202-A5000-00S100	202-A8000-00S100	202-AC000-00S100					
Single-ended angled male 	PVC	2	203-A3000-20S020	203-A4000-20S020	203-A5000-20S020	203-A8000-20S020	203-AC000-20S020					
		5	203-A3000-20S050	203-A4000-20S050	203-A5000-20S050	203-A8000-20S050	203-AC000-20S050					
		10	203-A3000-20S100	203-A4000-20S100	203-A5000-20S100	203-A8000-20S100	203-AC000-20S100					
	PUR	2	203-A3000-00S020	203-A4000-00S020	203-A5000-00S020	203-A8000-00S020	203-AC000-00S020					
		5	203-A3000-00S050	203-A4000-00S050	203-A5000-00S050	203-A8000-00S050	203-AC000-00S050					
		10	203-A3000-00S100	203-A4000-00S100	203-A5000-00S100	203-A8000-00S100	203-AC000-00S100					
Single-ended female angled 	PVC	2	204-A3000-20S020	204-A4000-20S020	204-A5000-20S020	204-A8000-20S020	204-AC000-20S020					
		5	204-A3000-20S050	204-A4000-20S050	204-A5000-20S050	204-A8000-20S050	204-AC000-20S050					
		10	204-A3000-20S100	204-A4000-20S100	204-A5000-20S100	204-A8000-20S100	204-AC000-20S100					
	PUR	2	204-A3000-00S020	204-A4000-00S020	204-A5000-00S020	204-A8000-00S020	204-AC000-00S020					
		5	204-A3000-00S050	204-A4000-00S050	204-A5000-00S050	204-A8000-00S050	204-AC000-00S050					
		10	204-A3000-00S100	204-A4000-00S100	204-A5000-00S100	204-A8000-00S100	204-AC000-00S100					

Bolded part number is UL+CUL certified

The cable length can be customized. For more details, please contact Dinkle

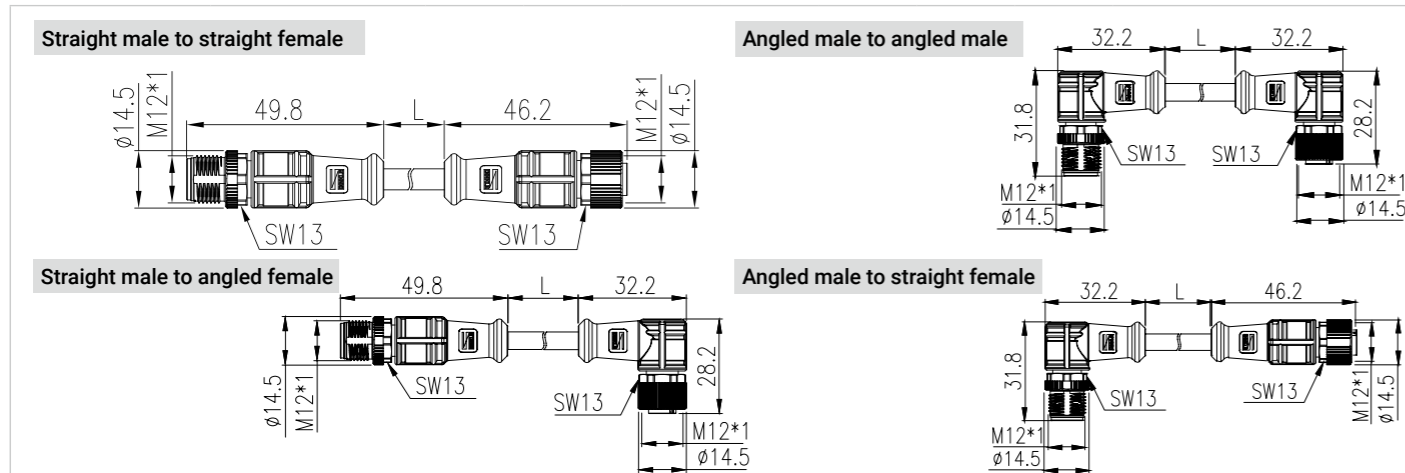


Double-ended molded connector, A-Code

Coding and contacts		Code	A		A		A		A			
		Contact	3	4	4	5	8	8	12			
Rated voltage / current			250V / 4A		250V / 4A		60V / 4A		30V / 2A		30V / 1.5A	
Contact arrangement			Plug	Socket	Plug	Socket	Plug	Socket	Plug	Socket	Plug	Socket
Connector style	Cable	Length(m)	Part number									
Straight male to straight female 	PVC	0.6	206-A3000-20SL60	206-A4000-20SL60	206-A5000-20SL60	206-A8000-20SL60	206-AC000-20SL60					
		1.5	206-A3000-20S015	206-A4000-20S015	206-A5000-20S015	206-A8000-20S015	206-AC000-20S015					
		3	206-A3000-20S030	206-A4000-20S030	206-A5000-20S030	206-A8000-20S030	206-AC000-20S030					
	PUR	0.6	206-A3000-00SL60	206-A4000-00SL60	206-A5000-00SL60	206-A8000-00SL60	206-AC000-00SL60					
		1.5	206-A3000-00S015	206-A4000-00S015	206-A5000-00S015	206-A8000-00S015	206-AC000-00S015					
		3	206-A3000-00S030	206-A4000-00S030	206-A5000-00S030	206-A8000-00S030	206-AC000-00S030					
Angled male to angled female 	PVC	0.6	209-A3000-20SL60	209-A4000-20SL60	209-A5000-20SL60	209-A8000-20SL60	209-AC000-20SL60					
		1.5	209-A3000-20S015	209-A4000-20S015	209-A5000-20S015	209-A8000-20S015	209-AC000-20S015					
		3	209-A3000-20S030	209-A4000-20S030	209-A5000-20S030	209-A8000-20S030	209-AC000-20S030					
	PUR	0.6	209-A3000-00SL60	209-A4000-00SL60	209-A5000-00SL60	209-A8000-00SL60	209-AC000-00SL60					
		1.5	209-A3000-00S015	209-A4000-00S015	209-A5000-00S015	209-A8000-00S015	209-AC000-00S015					
		3	209-A3000-00S030	209-A4000-00S030	209-A5000-00S030	209-A8000-00S030	209-AC000-00S030					
Straight male to angled female 	PVC	0.6	212-A3000-20SL60	212-A4000-20SL60	212-A5000-20SL60	212-A8000-20SL60	212-AC000-20SL60					
		1.5	212-A3000-20S015	212-A4000-20S015	212-A5000-20S015	212-A8000-20S015	212-AC000-20S015					
		3	212-A3000-20S030	212-A4000-20S030	212-A5000-20S030	212-A8000-20S030	212-AC000-20S030					
	PUR	0.6	212-A3000-00SL60	212-A4000-00SL60	212-A5000-00SL60	212-A8000-00SL60	212-AC000-00SL60					
		1.5	212-A3000-00S015	212-A4000-00S015	212-A5000-00S015	212-A8000-00S015	212-AC000-00S015					
		3	212-A3000-00S030	212-A4000-00S030	212-A5000-00S030	212-A8000-00S030	212-AC000-00S030					
Angled male to straight female 	PVC	0.6	214-A3000-20SL60	214-A4000-20SL60	214-A5000-20SL60	214-A8000-20SL60	214-AC000-20SL60					
		1.5	214-A3000-20S015	214-A4000-20S015	214-A5000-20S015	214-A8000-20S015	214-AC000-20S015					
		3	214-A3000-20S030	214-A4000-20S030	214-A5000-20S030	214-A8000-20S030	214-AC000-20S030					
	PUR	0.6	214-A3000-00SL60	214-A4000-00SL60	214-A5000-00SL60	214-A8000-00SL60	214-AC000-00SL60					
		1.5	214-A3000-00S015	214-A4000-00S015	214-A5000-00S015	214-A8000-00S015	214-AC000-00S015					
		3	214-A3000-00S030	214-A4000-00S030	214-A5000-00S030	214-A8000-00S030	214-AC000-00S030					

Bolded part number is UL+CUL certified

The cable length can be customized. For more details, please contact Dinkle

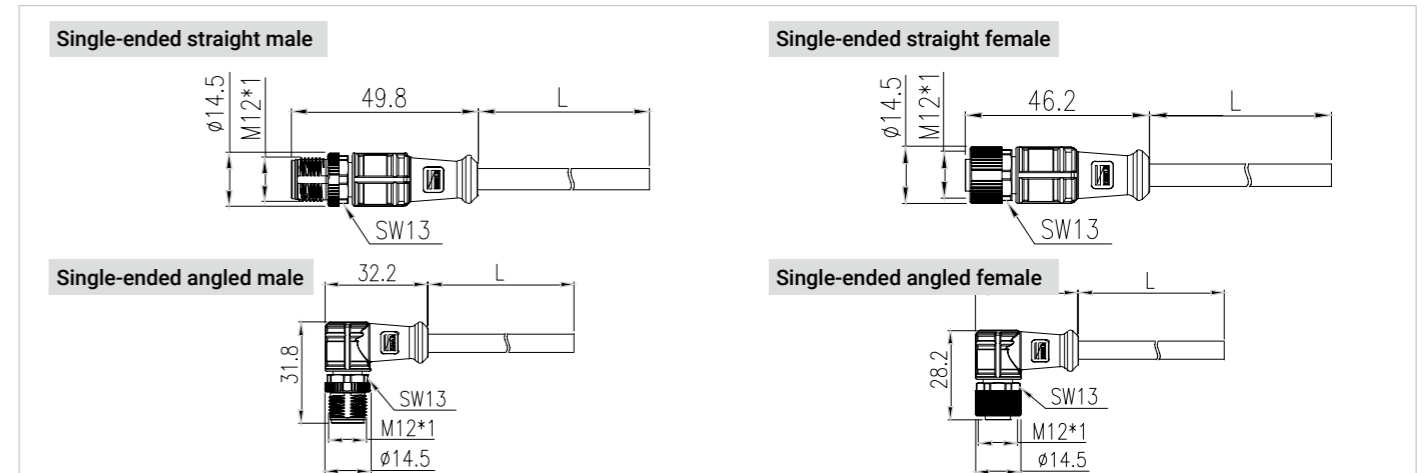


Single-ended molded connector, B-Code & D-Code

Coding and contacts		Code	B		B		B		D	
		Contact	3	4	4	5	5	4		
Rated voltage / current			250V / 4A		250V / 4A		60V / 4A		250V / 4A	
Contact arrangement			Plug	Socket	Plug	Socket	Plug	Socket	Plug	Socket
Connector style	Cable	Length(m)	Part number							
Single-ended straight male 	PVC	2	201-B3000-20S020	201-B4000-20S020	201-B5000-20S020	201-D4000-20S020				
		5	201-B3000-20S050	201-B4000-20S050	201-B5000-20S050	201-D4000-20S050				
		10	201-B3000-20S100	201-B4000-20S100	201-B5000-20S100	201-D4000-20S100				
	PUR	2	201-B3000-00S020	201-B4000-00S020	201-B5000-00S020	201-D4000-00S020				
		5	201-B3000-00S050	201-B4000-00S050	201-B5000-00S050	201-D4000-00S050				
		10	201-B3000-00S100	201-B4000-00S100	201-B5000-00S100	201-D4000-00S100				
Single-ended straight female 	PVC	2	202-B3000-20S020	202-B4000-20S020	202-B5000-20S020	202-D4000-20S020				
		5	202-B3000-20S050	202-B4000-20S050	202-B5000-20S050	202-D4000-20S050				
		10	202-B3000-20S100	202-B4000-20S100	202-B5000-20S100	202-D4000-20S100				
	PUR	2	202-B3000-00S020	202-B4000-00S020	202-B5000-00S020	202-D4000-00S020				
		5	202-B3000-00S050	202-B4000-00S050	202-B5000-00S050	202-D4000-00S050				
		10	202-B3000-00S100	202-B4000-00S100	202-B5000-00S100	202-D4000-00S100				
Single-ended angled male 	PVC	2	203-B3000-20S020	203-B4000-20S020	203-B5000-20S020	203-D4000-20S020				
		5	203-B3000-20S050	203-B4000-20S050	203-B5000-20S050	203-D4000-20S050				
		10	203-B3000-20S100	203-B4000-20S100	203-B5000-20S100	203-D4000-20S100				
	PUR	2	203-B3000-00S020	203-B4000-00S020	203-B5000-00S020	203-D4000-00S020				
		5	203-B3000-00S050	203-B4000-00S050	203-B5000-00S050	203-D4000-00S050				
		10	203-B3000-00S100	203-B4000-00S100	203-B5000-00S100	203-D4000-00S100				
Single-ended angled female 	PVC	2	204-B3000-20S020	204-B4000-20S020	204-B5000-20S020	204-D4000-20S020				
		5	204-B3000-20S050	204-B4000-20S050	204-B5000-20S050	204-D4000-20S050				
		10	204-B3000-20S100	204-B4000-20S100	204-B5000-20S100	204-D4000-20S100				
	PUR	2	204-B3000-00S020	204-B4000-00S020	204-B5000-00S020	204-D4000-00S020				
		5	204-B3000-00S050	204-B4000-00S050	204-B5000-00S050	204-D4000-00S050				
		10	204-B3000-00S100	204-B4000-00S100	204-B5000-00S100	204-D4000-00S100				

Bolded part number is UL+CUL certified

The cable length can be customized. For more details, please contact Dinkle

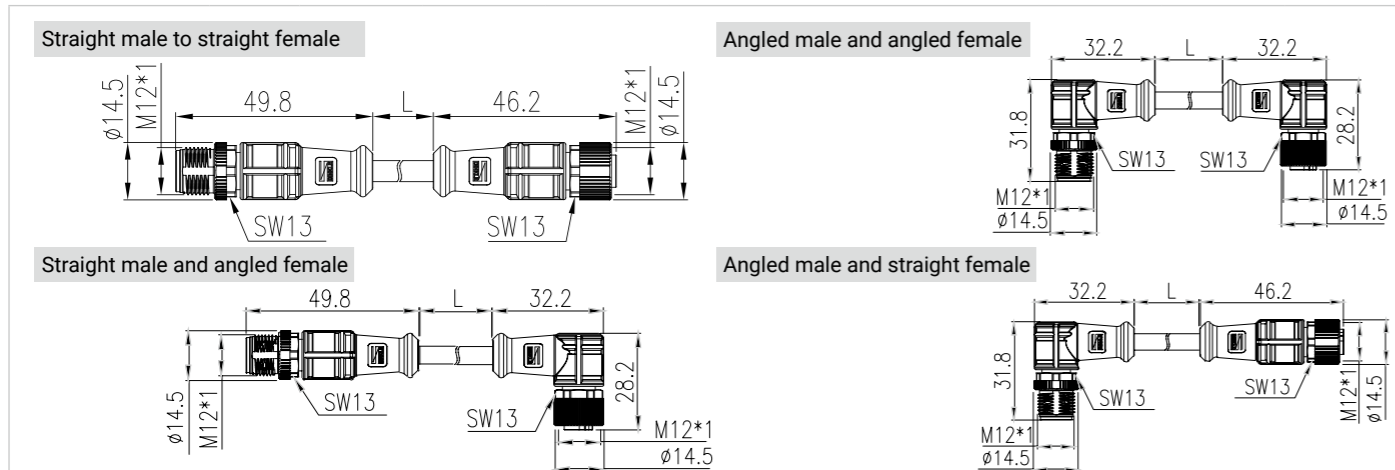


Double-ended molded connector, B-Code & D-Code

Coding and contacts	Code	B		B		B		D	
	Contact	3		4		5		4	
Rated voltage / current		250V / 4A		250V / 4A		60V / 4A		250V / 4A	
Contact arrangement		Plug	Socket	Plug	Socket	Plug	Socket	Plug	Socket
Connector style	Cable	Length(m)	Part number						
Straight male to straight female 	PVC	0.6	206-B3000-20SL60	206-B4000-20SL60	206-B5000-20SL60	206-D4000-20SL60			
		1.5	206-B3000-20S015	206-B4000-20S015	206-B5000-20S015	206-D4000-20S015			
		3	206-B3000-20S030	206-B4000-20S030	206-B5000-20S030	206-D4000-20S030			
	PUR	0.6	206-B3000-00SL60	206-B4000-00SL60	206-B5000-00SL60	206-D4000-00SL60			
		1.5	206-B3000-00S015	206-B4000-00S015	206-B5000-00S015	206-D4000-00S015			
		3	206-B3000-00S030	206-B4000-00S030	206-B5000-00S030	206-D4000-00S030			
Angled male to angled female 	PVC	0.6	209-B3000-20SL60	209-B4000-20SL60	209-B5000-20SL60	209-D4000-20SL60			
		1.5	209-B3000-20S015	209-B4000-20S015	209-B5000-20S015	209-D4000-20S015			
		3	209-B3000-20S030	209-B4000-20S030	209-B5000-20S030	209-D4000-20S030			
	PUR	0.6	209-B3000-00SL60	209-B4000-00SL60	209-B5000-00SL60	209-D4000-00SL60			
		1.5	209-B3000-00S015	209-B4000-00S015	209-B5000-00S015	209-D4000-00S015			
		3	209-B3000-00S030	209-B4000-00S030	209-B5000-00S030	209-D4000-00S030			
Straight male to angled female 	PVC	0.6	212-B3000-20SL60	212-B4000-20SL60	212-B5000-20SL60	212-D4000-20SL60			
		1.5	212-B3000-20S015	212-B4000-20S015	212-B5000-20S015	212-D4000-20S015			
		3	212-B3000-20S030	212-B4000-20S030	212-B5000-20S030	212-D4000-20S030			
	PUR	0.6	212-B3000-00SL60	212-B4000-00SL60	212-B5000-00SL60	212-D4000-00SL60			
		1.5	212-B3000-00S015	212-B4000-00S015	212-B5000-00S015	212-D4000-00S015			
		3	212-B3000-00S030	212-B4000-00S030	212-B5000-00S030	212-D4000-00S030			
Angled male to straight female 	PVC	0.6	214-B3000-20SL60	214-B4000-20SL60	214-B5000-20SL60	214-D4000-20SL60			
		1.5	214-B3000-20S015	214-B4000-20S015	214-B5000-20S015	214-D4000-20S015			
		3	214-B3000-20S030	214-B4000-20S030	214-B5000-20S030	214-D4000-20S030			
	PUR	0.6	214-B3000-00SL60	214-B4000-00SL60	214-B5000-00SL60	214-D4000-00SL60			
		1.5	214-B3000-00S015	214-B4000-00S015	214-B5000-00S015	214-D4000-00S015			
		3	214-B3000-00S030	214-B4000-00S030	214-B5000-00S030	214-D4000-00S030			

Bolded part number is UL+CUL certified

The cable length can be customized. For more details, please contact Dinkle



M12 Molded Connector - Power

Dinkle provides S-code and T-code M12 circular connectors that meet the IEC 61076-2-111 design standard. These connectors provide an IP67 protection level and are equipped with PUR cables for effective resistance to cutting fluids, oils, and other harsh chemicals. In addition, the cables also withstand bending for a guaranteed minimum of 4 million times, so they are an ideal choice for industrial manufacturing, stamping, and machining applications.

S-code is mainly used for AC voltage up to 630V. The structure includes 2 or 3 gold-plated contacts and 1 pre-matched PE contact. It can be applied to two-phase or three-phase AC motors, motor-attached switches, AC drives and inverters, and more. The T-code is used for DC voltage up to 63V. This connector has 4 gold-plated contacts and can be used as a power source for DC motors, drives, fieldbus, or Ethernet modules.













Mechanical		Electrical	
Insertion/withdrawal cycles	≥ 100	Rated voltage / current (contacts)	S-Code: 630VAC / 16A (3 Pin)
Degree of protection	IP67 / IP68		S-Code: 630VAC / 12A (4 Pin)
Ambient temperature (operation)	-40°C ~ 80°C (Stationary installation)	Insulation resistance	T-Code: 63VAC / 12A (4 Pin)
	-25°C ~ 80°C (Moving installation)		≥ 100MΩ
Torque	0.4 Nm	Overvoltage category	III

Material		Standards / Regulations	
Contact/contact surface	Cooper alloy / Gold	Design refer.	IEC 61076-2-111: Circular connectors - Detail specification for power connectors with M12 screw-locking
Contact carrier/overmolding	PUR / PP		
O-Ring	NBR		
Knurled nut	Zinc die-cast, nickel-plated		IEC 60512: Electromechanical components for electronic equipment; basic testing procedure and measuring methods
Cable	S-Code: PUR (UL AWM 20234) T-Code: PUR (UL AWM 20936)	Certificate refer.	IEC-60529: Degree of protection provided by enclosures (IP Code)
Flammability rating (UL94)	V0		UL 2237

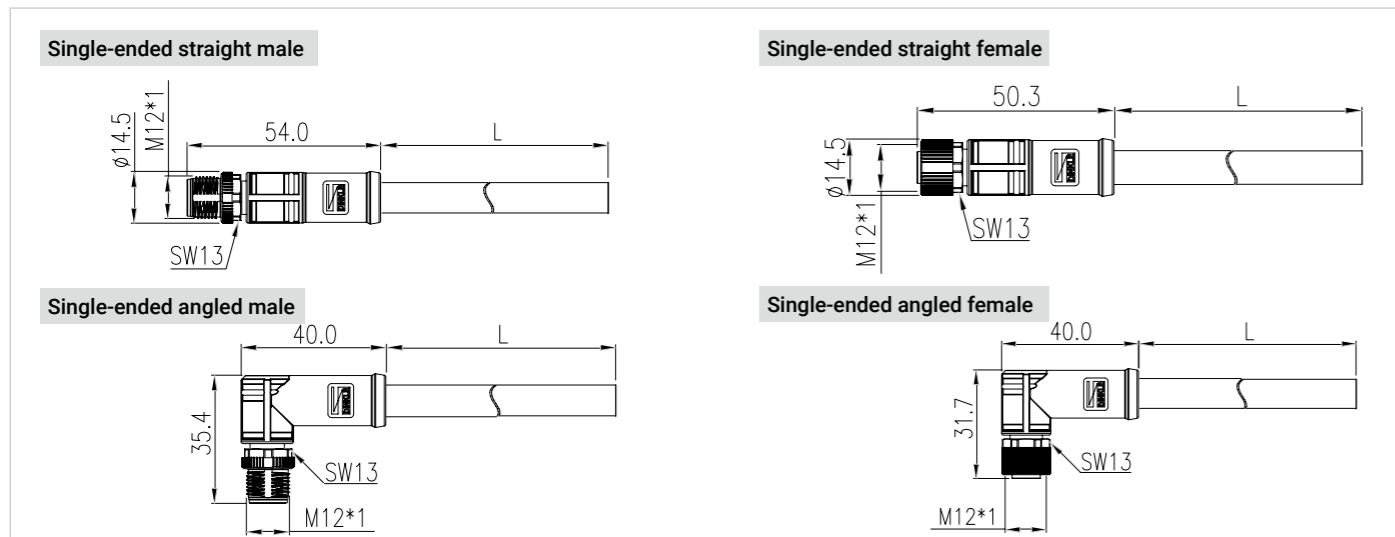
Notice

The mechanical and electrical data can be ensured that the connector pair is correctly locked and fasten by specified torque. If the connector is unlocked and exposed in the contaminated environment, the connector must be sealed by the protective cap. Also, the influences from conductor, cable or PCB assembly must be taken into consideration.











Single-ended molded connector, S-Code & T-Code

Coding and contacts		Code	S		S		T
		Contact	3(2+PE)		4(3+PE)		4
Rated voltage / current		630V / 16A		630V / 12A		63V / 12A	
Contact arrangement		Plug	Socket	Plug	Socket	Plug	Socket
							
Connector style	Cable	Length(m)	Part number				
Single-ended straight male 	PUR	2	201-S3303-02S020	201-S4303-02S020	201-T4303-02S020		
		5	201-S3303-02S050	201-S4303-02S050	201-T4303-02S050		
		10	201-S3303-02S100	201-S4303-02S100	201-T4303-02S100		
Single-ended straight female 	PUR	2	202-S3303-02S020	202-S4303-02S020	202-T4303-02S020		
		5	202-S3303-02S050	202-S4303-02S050	202-T4303-02S050		
		10	202-S3303-02S100	202-S4303-02S100	202-T4303-02S100		
Single-ended angled male 	PUR	2	203-S3303-02S020	203-S4303-02S020	203-T4303-02S020		
		5	203-S3303-02S050	203-S4303-02S050	203-T4303-02S050		
		10	203-S3303-02S100	203-S4303-02S100	203-T4303-02S100		
Single-ended angled female 	PUR	2	204-S3303-02S020	204-S4303-02S020	204-T4303-02S020		
		5	204-S3303-02S050	204-S4303-02S050	204-T4303-02S050		
		10	204-S3303-02S100	204-S4303-02S100	204-T4303-02S100		

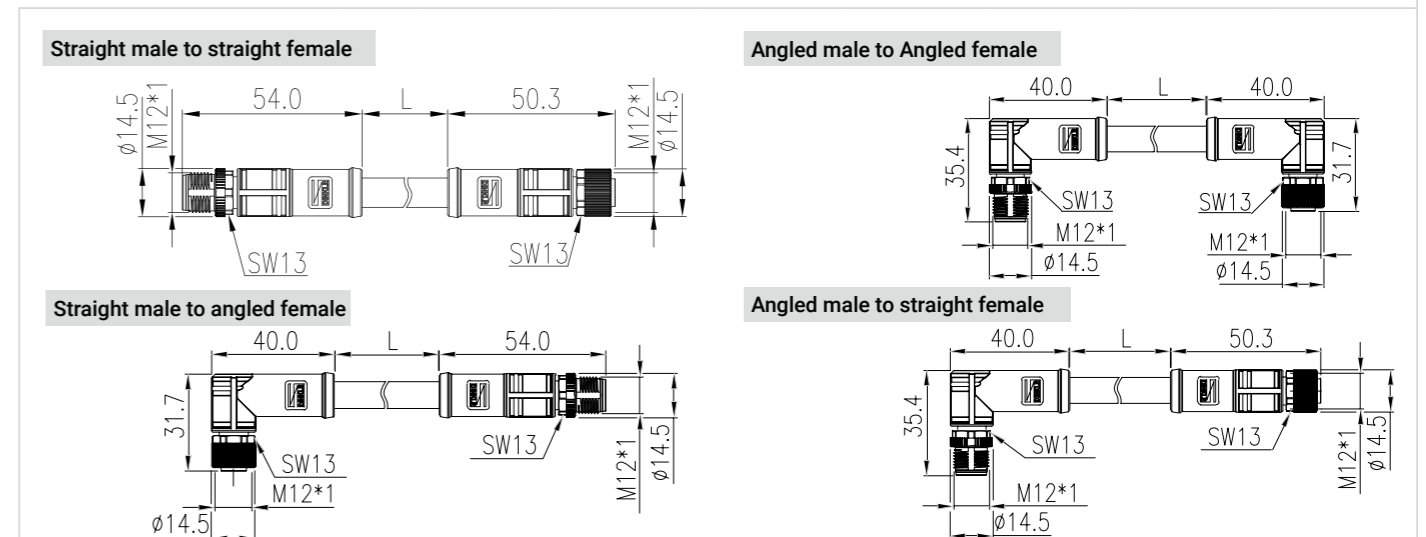
The cable length can be customized. For more details, please contact Dinkle



Double-ended molded connector, S-Code & T-Code


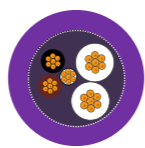
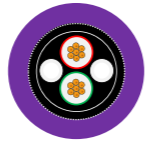



Coding and contacts		Code	S		S		T
		Contact	3(2+PE)		4(3+PE)		4
Rated voltage / current		630V / 16A		630V / 12A		63V / 12A	
Contact arrangement		Plug	Socket	Plug	Socket	Plug	Socket
							
Connector style	Cable	Length(m)	Part number				
Straight male to straight female 	PUR	0.6	206-S3303-02SL60	206-S4303-02SL60	206-T4303-02SL60		
		1.5	206-S3303-02S015	206-S4303-02S015	206-T4303-02S015		
		3	206-S3303-02S030	206-S4303-02S030	206-T4303-02S030		
Angled male to Angled female 	PUR	0.6	209-S3303-02SL60	209-S4303-02SL60	209-T4303-02SL60		
		1.5	209-S3303-02S015	209-S4303-02S015	209-T4303-02S015		
		3	209-S3303-02S030	209-S4303-02S030	209-T4303-02S030		
Straight male to angled female 	PUR	0.6	212-S3303-02SL60	212-S4303-02SL60	212-T4303-02SL60		
		1.5	212-S3303-02S015	212-S4303-02S015	212-T4303-02S015		
		3	212-S3303-02S030	212-S4303-02S030	212-T4303-02S030		
Angled male to straight female 	PUR	0.6	214-S3303-02SL60	214-S4303-02SL60	214-T4303-02SL60		
		1.5	214-S3303-02S015	214-S4303-02S015	214-T4303-02S015		
		3	214-S3303-02S030	214-S4303-02S030	214-T4303-02S030		

The cable length can be customized. For more details, please contact Dinkle









M12 Molded Connector - Industrial Ethernet

Dinkle provides M12 plastic-coated wire cable assemblies for fieldbus (CC-Link, DeviceNet / CANopen, PROFIBUS DP) and network communication (PROFINET, Ethernet CAT5e) protocols in industrial communication, with various connector designs and cable lengths. These cables and connectors meet the growing demand for sensors and actuators in industrial automation systems, and ensure the integrity of network communication in the industrial environment. In addition to complying with various industrial communication protocols, our high-quality industrial network cables also incorporate shielding for best transmission performance and resistance to EMI. They provide IP67 protection, and are built to endure chemicals, shock, and vibration. These products support the Industry 4.0 trend and help users create solutions for the large amount of high-speed data transmission required in the complex automation process.

Protocol	Code	Contact	Application	Data transfer rate	Cable profile	Connector Pinout																										
Fieldbus	CC-Link	A	4	Field of process	Up to 10 Mbps	 <table border="1"> <thead> <tr> <th>Pin</th> <th>Conductor color</th> <th>Signal</th> </tr> </thead> <tbody> <tr> <td>1</td> <td>Shield</td> <td>SLD</td> </tr> <tr> <td>2</td> <td>WH</td> <td>DS</td> </tr> <tr> <td>3</td> <td>YE</td> <td>DG</td> </tr> <tr> <td>4</td> <td>BU</td> <td>DA</td> </tr> </tbody> </table>	Pin	Conductor color	Signal	1	Shield	SLD	2	WH	DS	3	YE	DG	4	BU	DA											
	Pin	Conductor color	Signal																													
	1	Shield	SLD																													
2	WH	DS																														
3	YE	DG																														
4	BU	DA																														
DeviceNet CANopen	A	5	Automation and device control	DeviceNet: Up to 500kbps Canopen: 10 kbps to 1 Mbps	 <table border="1"> <thead> <tr> <th>Pin</th> <th>Conductor color</th> <th>Signal</th> </tr> </thead> <tbody> <tr> <td>1</td> <td>Shield</td> <td>Drain</td> </tr> <tr> <td>2</td> <td>RD</td> <td>V+</td> </tr> <tr> <td>3</td> <td>BK</td> <td>V-</td> </tr> <tr> <td>4</td> <td>WH</td> <td>CAN_H</td> </tr> <tr> <td>5</td> <td>BU</td> <td>CAN_L</td> </tr> </tbody> </table> <small>Shield on housing</small>	Pin	Conductor color	Signal	1	Shield	Drain	2	RD	V+	3	BK	V-	4	WH	CAN_H	5	BU	CAN_L									
Pin	Conductor color	Signal																														
1	Shield	Drain																														
2	RD	V+																														
3	BK	V-																														
4	WH	CAN_H																														
5	BU	CAN_L																														
PROFIBUS DP	B	5	Distributed I/O device	Up to 12 Mbps	 <table border="1"> <thead> <tr> <th>Pin</th> <th>Conductor color</th> <th>Signal</th> </tr> </thead> <tbody> <tr> <td>1</td> <td>-</td> <td></td> </tr> <tr> <td>2</td> <td>GN</td> <td>A cable</td> </tr> <tr> <td>3</td> <td>-</td> <td></td> </tr> <tr> <td>4</td> <td>RD</td> <td>B cable</td> </tr> <tr> <td>5</td> <td>Flexible filler</td> <td></td> </tr> </tbody> </table> <small>Shield on housing</small>	Pin	Conductor color	Signal	1	-		2	GN	A cable	3	-		4	RD	B cable	5	Flexible filler										
Pin	Conductor color	Signal																														
1	-																															
2	GN	A cable																														
3	-																															
4	RD	B cable																														
5	Flexible filler																															
Network	PROFINET CAT5	D	4	Automated control	100 Mbps	 <table border="1"> <thead> <tr> <th>Pin</th> <th>Conductor color</th> <th>Signal</th> </tr> </thead> <tbody> <tr> <td>1</td> <td>YE</td> <td>TD+</td> </tr> <tr> <td>2</td> <td>WH</td> <td>RD+</td> </tr> <tr> <td>3</td> <td>OG</td> <td>TD-</td> </tr> <tr> <td>4</td> <td>BU</td> <td>RD-</td> </tr> </tbody> </table>	Pin	Conductor color	Signal	1	YE	TD+	2	WH	RD+	3	OG	TD-	4	BU	RD-											
	Pin	Conductor color	Signal																													
	1	YE	TD+																													
2	WH	RD+																														
3	OG	TD-																														
4	BU	RD-																														
Ethernet CAT5	D	4	All industrial environment	Up to 100 Mbps	 <table border="1"> <thead> <tr> <th>Pin</th> <th>Conductor color</th> <th>Signal</th> </tr> </thead> <tbody> <tr> <td>1</td> <td>WH/OG</td> <td>TD+</td> </tr> <tr> <td>2</td> <td>WH/GN</td> <td>RD+</td> </tr> <tr> <td>3</td> <td>OG</td> <td>TD-</td> </tr> <tr> <td>4</td> <td>GN</td> <td>RD-</td> </tr> </tbody> </table> <small>Shield on housing</small>	Pin	Conductor color	Signal	1	WH/OG	TD+	2	WH/GN	RD+	3	OG	TD-	4	GN	RD-												
Pin	Conductor color	Signal																														
1	WH/OG	TD+																														
2	WH/GN	RD+																														
3	OG	TD-																														
4	GN	RD-																														
Ethernet CAT5e	A	8	All industrial environment	Up to 1 Gbps	 <table border="1"> <thead> <tr> <th>Pin</th> <th>Conductor color</th> <th>Signal</th> </tr> </thead> <tbody> <tr> <td>1</td> <td>WH/BU</td> <td>D3-</td> </tr> <tr> <td>2</td> <td>WH/BN</td> <td>D4+</td> </tr> <tr> <td>3</td> <td>BN</td> <td>D4-</td> </tr> <tr> <td>4</td> <td>OG</td> <td>D1-</td> </tr> <tr> <td>5</td> <td>WH/GN</td> <td>D2+</td> </tr> <tr> <td>6</td> <td>WH/OG</td> <td>D1+</td> </tr> <tr> <td>7</td> <td>BU</td> <td>D3+</td> </tr> <tr> <td>8</td> <td>GN</td> <td>D2-</td> </tr> </tbody> </table>	Pin	Conductor color	Signal	1	WH/BU	D3-	2	WH/BN	D4+	3	BN	D4-	4	OG	D1-	5	WH/GN	D2+	6	WH/OG	D1+	7	BU	D3+	8	GN	D2-
Pin	Conductor color	Signal																														
1	WH/BU	D3-																														
2	WH/BN	D4+																														
3	BN	D4-																														
4	OG	D1-																														
5	WH/GN	D2+																														
6	WH/OG	D1+																														
7	BU	D3+																														
8	GN	D2-																														

Cable Property - Network










	PROFINET	Ethernet	Ethernet
Protocol			
Cross-section			
Communication	PROFINET (100 Mbps)	Ethernet CAT5 (100 Mbps)	Ethernet CAT5e (1 Gbps)
Coding	D	D	A
Number of cores	4	4	8
Outer sheath, material	PVC	PUR	PUR
External sheath, color	Green	Blue	Blue
External cable diameter	6.5 ± 0.2 mm	6.0 ± 0.25 mm	6.0 ± 0.25 mm
Ambient temperature (operation)	-40 °C ~ +80 °C	-40 °C ~ +80 °C	-40 °C ~ +80 °C
Shielding	AL-Foil, tin-plated copper braided shield	AL-mylar, tinned copper braided shield	AL-mylar, tinned copper braided shield
Conductor material	Stranded tinned copper	Stranded bare copper	Stranded bare copper
AWG signal line	22 AWG	26 AWG	26 AWG
Wire colors	WH, YE, BU, OG	WH/OG, OG, WH/GN, GN	WH/BU, BU, WH/OG, OG, WH/GN, GN, WH/BN, BN
Core diameter including insulation	1.5 ± 0.1 mm	0.9 ± 0.05 mm	0.92 ± 0.05 mm
Conductor resistance	59.4 Ω / km (@20 °C)	< 148 Ω / km	< 148 Ω / km
Standards / regulations	IEC 61156-6	ISO / IEC 11801	ISO / IEC 11801
	ISO / IEC 11801	UL 1581	UL 1581
	UL 758	UL 758	UL 758
UL AWM style	21694	20963	20963
Flammability testing	IEC 60332-1, FT2	IEC 60332-1, FT2	IEC 60332-1, FT2

Singled-ended molded connector - Network

Coding and contacts	Code		D		D		A	
	Contact		4		4		8	
Rated voltage / current			250V / 4A		30V / 4A		30V / 2A	
Contact arrangement			Plug	Socket	Plug	Socket	Plug	Socket
Cable profile								
Protocol (Data transfer rate)			PROFINET CAT5 (100Mbps)		Ethernet CAT5 (100Mbps)		Ethernet CAT5e (1Gbps)	
Connector style		Cable	Length(m)	Part number				
Single-ended straight male 			2	-	251-D4000-0ES020	251-A8000-0ES020		
PROFINET CAT5 (100Mbps)	Ethernet CAT5 (100Mbps) Ethernet CAT5e (1Gbps)		PUR	5	-	251-D4000-0ES050	251-A8000-0ES050	
			PUR	10	-	251-D4000-0ES100	251-A8000-0ES100	
			PVC	2	251-D4000-2PS020	-	-	
			PVC	5	251-D4000-2PS050	-	-	
			PVC	10	251-D4000-2PS100	-	-	
Single-ended straight female 			2	-	252-D4000-0ES020	252-A8000-0ES020		
PROFINET CAT5 (100Mbps)	Ethernet CAT5 (100Mbps) Ethernet CAT5e (1Gbps)		PUR	5	-	252-D4000-0ES050	252-A8000-0ES050	
			PUR	10	-	252-D4000-0ES100	252-A8000-0ES100	
			PVC	2	252-D4000-2PS020	-	-	
			PVC	5	252-D4000-2PS050	-	-	
			PVC	10	252-D4000-2PS100	-	-	
Single-ended angled male 			2	-	253-D4000-0ES020	253-A8000-0ES020		
PROFINET CAT5 (100Mbps)	Ethernet CAT5 (100Mbps) Ethernet CAT5e (1Gbps)		PUR	5	-	253-D4000-0ES050	253-A8000-0ES050	
			PUR	10	-	253-D4000-0ES100	253-A8000-0ES100	
			PVC	2	253-D4000-2PS020	-	-	
			PVC	5	253-D4000-2PS050	-	-	
			PVC	10	253-D4000-2PS100	-	-	
Single-ended angled female 			2	-	254-D4000-0ES020	254-A8000-0ES020		
PROFINET CAT5 (100Mbps)	Ethernet CAT5 (100Mbps) Ethernet CAT5e (1Gbps)		PUR	5	-	254-D4000-0ES050	254-A8000-0ES050	
			PUR	10	-	254-D4000-0ES100	254-A8000-0ES100	
			PVC	2	254-D4000-2PS020	-	-	
			PVC	5	254-D4000-2PS050	-	-	
			PVC	10	254-D4000-2PS100	-	-	





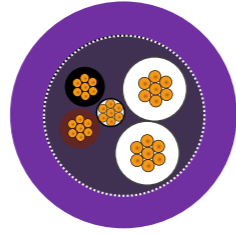

The cable length can be customized. For more details, please contact Dinkle

Double-ended molded connector - Network








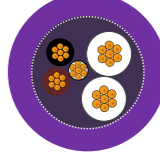













Coding and contacts	Code		D		D		A	
	Contact		4		4		8	
Rated voltage / current			250V / 4A		30V / 4A		30V / 2A	
Contact arrangement			Plug	Socket	Plug	Socket	Plug	Socket
Cable profile								
Protocol (Data transfer rate)			PROFINET CAT5 (100Mbps)		Ethernet CAT5 (100Mbps)		Ethernet CAT5e (1Gbps)	
Connector style		Cable	Length(m)	Part number				
Straight male to straight female 			0.6	-	256-D4000-0ESL60	256-A8000-0ESL60		
PROFINET CAT5 (100Mbps)	Ethernet CAT5 (100Mbps) Ethernet CAT5e (1Gbps)		PUR	1.5	-	256-D4000-0ES015	256-A8000-0ES015	
			PUR	3	-	256-D4000-0ES030	256-A8000-0ES030	
			PVC	0.6	256-D4000-2PSL60	-	-	
			PVC	1.5	256-D4000-2PS015	-	-	
			PVC	3	256-D4000-2PS030	-	-	
Straight male to straight male 			0.6	-	257-D4000-0ESL60	257-A8000-0ESL60		
PROFINET CAT5 (100Mbps)	Ethernet CAT5 (100Mbps) Ethernet CAT5e (1Gbps)		PUR	1.5	-	257-D4000-0ES015	257-A8000-0ES015	
			PUR	3	-	257-D4000-0ES030	257-A8000-0ES030	
			PVC	0.6	257-D4000-2PSL60	-	-	
			PVC	1.5	257-D4000-2PS015	-	-	
			PVC	3	257-D4000-2PS030	-	-	

The cable length can be customized. For more details, please contact Dinkle

Cable Property - Fieldbus

	CC-Link	DeviceNet / CANopen	PROFIBUS
Protocol			
Cross-section			
Communication	CC-Link (10 Mbps)	DeviceNet™, CANopen®	PROFIBUS DP (12 Mbps)
Corresponded code	A	A	B
Number of cores	4	5	5
Outer sheath, material	PVC	PUR	PUR
External sheath, color	Red	Violet	Violet
External cable diameter	7.0 ± 0.3 mm	6.6 ± 0.25 mm	7.8 ± 0.2 mm
Ambient temperature (operation)	-40 °C ~ +80 °C	-40 °C ~ +80 °C	-40 °C ~ +80 °C
Shielding	AL-Foil, tin-plated copper braided shield	AL-mylar, tinned copper braided shield	AL-mylar, tinned copper braided shield
Conductor material	Stranded bare copper	Stranded tinned copper	Stranded tinned copper
AWG signal line	1 x 22AWG + 3 x 20AWG	2 x 22AWG + 2 x 24AWG	22AWG
Wire colors	WH, BU, YE	24AWG: WH, BU 22AWG: RD, BK	GN, RD
Core diameter including insulation	2.2 ± 0.1 mm	24AWG: 1.9 ± 0.05 mm 22AWG: 1.4 ± 0.05 mm	2.7 ± 0.1 mm
Conductor resistance	37.8 Ω / km	24AWG: < 91.8 Ω / km 22AWG: < 57.4 Ω / km	59.4 Ω / km
Standards / regulations	IEC 61158-2	UL 1581	IEC 61158-2
	-	UL 758	UL 758
	-	-	-
UL AWM style	-	21329	20233
Flammability testing	IEC 60332-1	IEC 60332-1, FT2	VW-1

Single-ended molded connector - Fieldbus

Coding and contacts	Code	A	A	B	
	Contact	4	5	5	
Rated voltage / current		250V / 4A	60V / 4A	60V / 4A	
Contact arrangement	Plug				
	Socket				
Cable profile					
Protocol		CC-Link	DeviceNet CANopen	PROFIBUS	
Connector style	Cable	Length(m)	Part number		
Single-ended straight male 	 	2	-	251-A5000-0DS020	251-B5000-0BS020
CC-Link		5	-	251-A5000-0DS050	251-B5000-0BS050
		10	-	251-A5000-0DS100	251-B5000-0BS100
		2	251-A4000-2CS020	-	-
		5	251-A4000-2CS050	-	-
		10	251-A4000-2CS100	-	-
Single-ended straight female 	 	2	-	252-A5000-0DS020	252-B5000-0BS020
CC-Link		5	-	252-A5000-0DS050	252-B5000-0BS050
		10	-	252-A5000-0DS100	252-B5000-0BS100
		2	252-A4000-2CS020	-	-
		5	252-A4000-2CS050	-	-
		10	252-A4000-2CS100	-	-
Single-ended angled male 	 	2	-	253-A5000-0DS020	253-B5000-0BS020
CC-Link		5	-	253-A5000-0DS050	253-B5000-0BS050
		10	-	253-A5000-0DS100	253-B5000-0BS100
		2	253-A4000-2CS020	-	-
		5	253-A4000-2CS050	-	-
		10	253-A4000-2CS100	-	-
Single-ended angled female 	 	2	-	254-A5000-0DS020	254-B5000-0BS020
CC-Link		5	-	254-A5000-0DS050	254-B5000-0BS050
		10	-	254-A5000-0DS100	254-B5000-0BS100
		2	254-A4000-2CS020	-	-
		5	254-A4000-2CS050	-	-
		10	254-A4000-2CS100	-	-

The cable length can be customized. For more details, please contact Dinkle


Double-ended molded connector - Fieldbus

Coding and contacts		Code	A	A	B
		Contact	4	5	5
Rated voltage / current			250V / 4A	60V / 4A	60V / 4A
Contact arrangement			Plug Socket	Plug Socket	Plug Socket
Cable profile					
Protocol			CC-Link	DeviceNet CANopen	PROFIBUS
Connector style	Cable	Length(m)	Part number		
Straight male to straight female		0.6	-	256-A5000-0DSL60	256-B5000-0BSL60
CC-Link	DeviceNet / CANopen PROFIBUS	PUR	1.5	256-A5000-0DS015	256-B5000-0BS015
			3	256-A5000-0DS030	256-B5000-0BS030
		PVC	0.6	256-A4000-2CSL60	-
			1.5	256-A4000-2CS015	-
			3	256-A4000-2CS030	-

The cable length can be customized. For more details, please contact Dinkle

M12 Connector for Industrial Ethernet

Dinkle offers complete M12 cordsets to satisfy the requirement of high transfer rate for mass data in modern automation processing.



M12 Device Connector

Dinkle's panel-type circular connectors are designed in accordance with IEC 61076-2-101.

These connectors are equipped with a nickel-plated metal shell, which effectively resists the corrosion of salt spray and general acid and alkali solutions. When installed, the sealing ring achieves high air-tightness and waterproofs the equipment. This type of connector is generally installed on the exterior casing of the device, and then connected to other terminal blocks inside the device with soldered wires through the rear. Dinkle provides two installation methods, front lock and rear lock. The difference is whether the connector is inserted into the pre-cut hole from the inside or outside of the device, and then fixed with a hexagonal nut.



Mechanical		Electrical	
Insertion/withdrawal cycles	> 100	Rated voltage / current (contacts)	250VAC / 4A (≤ 4 Pin)
Degree of protection	IP67		60VAC / 4A (5 Pin)
Ambient temperature (operation)	-40°C ~ 80°C		30VAC / 2A (8 Pin)
Torque	0.4 Nm (Connector-side)	Insulation resistance	30VAC / 1.5A (12 Pin)
	0.8 Nm (Installation-side)		≥ 100MΩ
Material		Standards / Regulations	
Contact / contact surface	Cooper alloy / Gold	Design refer.	IEC 61076-2-101: Detail specification for M12 connectors with screw-locking
Contact carrier	PA		IEC 60512: Electromechanical components for electronic equipment; basic testing procedure and measuring methods
Screw nut	Zinc die-cast / Copper, nickel-plated		
Housing	Zinc die-cast / Copper, nickel-plated		
O-ring	NBR		IEC-60529: Degree of protection provided by enclosures (IP Code)
Conductor	PVC (UL AWM 1061)	Certificate refer.	UL 2238
Flammability rating (UL94)	V0		
Notice			
The mechanical and electrical data can be ensured that the connector pair is correctly locked and fasten by specified torque. If the connector is unlocked and exposed in the contaminated environment, the connector must be sealed by the protective cap. Also, the influences from conductor, cable or PCB assembly must be taken into consideration.			

Conductor or solder cup, A-Code

Coding and contacts	Code	A		A		A		A		A	
	Contact	3		4		5		8		12	
Rated voltage / current		250V / 4A		250V / 4A		60V / 4A		30V / 2A		30V / 1.5A	
Contact arrangement		Male	Female	Male	Female	Male	Female	Male	Female	Male	Female

Front mounting with 0.5m conductor

Connector style	Mount thread	Part number				
Male	M16 X 1.5	218-A3000-0VSL50	218-A4000-0VSL50	218-A5000-0VSL50	218-A8000-0VSL50	218-AC000-0VSL50
	Pg9	218-A3002-0VSL50	218-A4002-0VSL50	218-A5002-0VSL50	218-A8002-0VSL50	218-AC002-0VSL50
Female	M16 X 1.5	219-A3000-0VSL50	219-A4000-0VSL50	219-A5000-0VSL50	219-A8000-0VSL50	219-AC000-0VSL50
	Pg9	219-A3002-0VSL50	219-A4002-0VSL50	219-A5002-0VSL50	219-A8002-0VSL50	219-AC002-0VSL50

Front mounting with solder cup

Connector style	Mount thread	Part number				
Male	M16 X 1.5	232-A3000-S	232-A4000-S	232-A5000-S	232-A8000-S	232-AC000-S
	Pg9	232-A3002-S	232-A4002-S	232-A5002-S	232-A8002-S	232-AC002-S
Female	M16 X 1.5	233-A3000-S	233-A4000-S	233-A5000-S	233-A8000-S	233-AC000-S
	Pg9	233-A3002-S	233-A4002-S	233-A5002-S	233-A8002-S	233-AC002-S

Rear mounting with 0.5m conductor

Connector style	Mount thread	Part number				
Male	M16 X 1.5	220-A3000-0VSL50	220-A4000-0VSL50	220-A5000-0VSL50	220-A8000-0VSL50	220-AC000-0VSL50
	Pg9	220-A3002-0VSL50	220-A4002-0VSL50	220-A5002-0VSL50	220-A8002-0VSL50	220-AC002-0VSL50
Female	M16 X 1.5	221-A3000-0VSL50	221-A4000-0VSL50	221-A5000-0VSL50	221-A8000-0VSL50	221-AC000-0VSL50
	Pg9	221-A3002-0VSL50	221-A4002-0VSL50	221-A5002-0VSL50	221-A8002-0VSL50	221-AC002-0VSL50

Rear mounting with solder cup

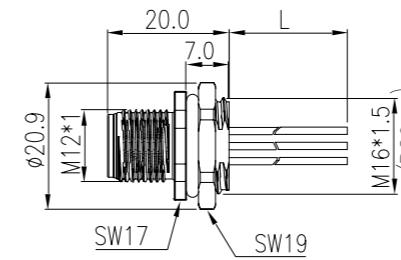
Connector style	Mount thread	Part number				
Male	M16 X 1.5	230-A3000-S	230-A4000-S	230-A5000-S	230-A8000-S	230-AC000-S
	Pg9	230-A3002-S	230-A4002-S	230-A5002-S	230-A8002-S	230-AC002-S
Female	M16 X 1.5	231-A3000-S	231-A4000-S	231-A5000-S	231-A8000-S	231-AC000-S
	Pg9	231-A3002-S	231-A4002-S	231-A5002-S	231-A8002-S	231-AC002-S

Bolded part number is UL+CUL certified

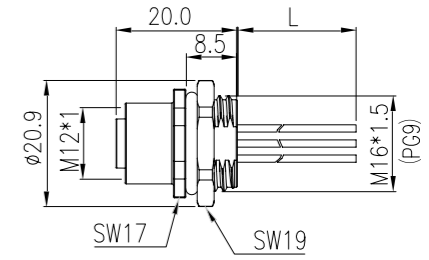
The wire length can be customized. For more details, please contact Dinkle

Front mounting with 0.5m conductor

Male

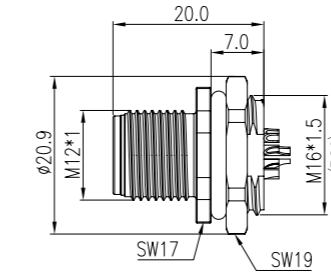


Female

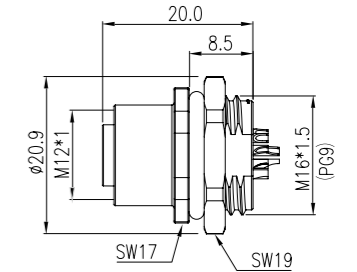


Front mounting with solder cup

Male

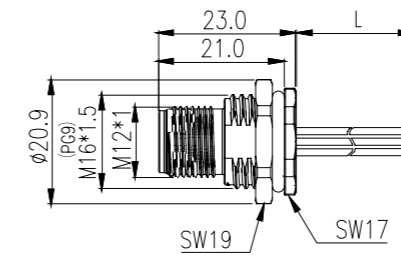


Female

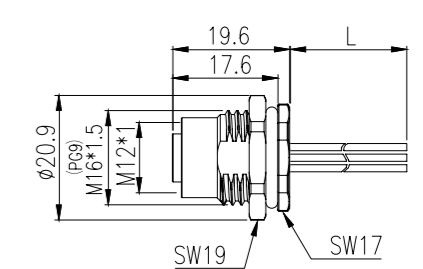


Rear mounting with 0.5m conductor

Male

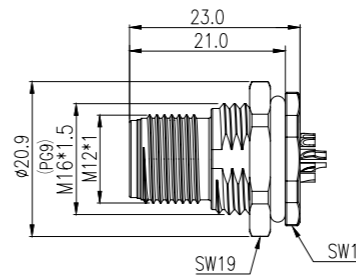


Female

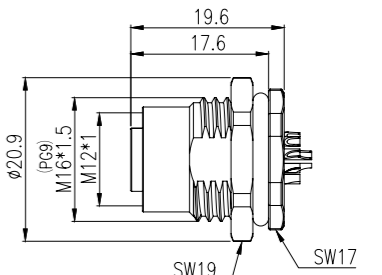


Rear mounting with solder cup

Male



Female



Pin assignments and wire colors

Pin out	3P		4P		5P		8P		12P		
	Color	Wire	Color	Wire	Color	Wire	Color	Wire	Color	Wire	
5	-	5	-	5	Gray	8	Red	8	Red	12	Red / Blue
4	Black	4	Black	4	Black	7	Blue	7	Black	11	Gray / Pink
3	Blue	3	Blue	3	Blue	6	Pink	6	Yellow	10	Violet
2	-	2	White	2	White	5	Gray	5	Pink	9	Red
1	Brown	1	Brown	1	Brown	4	Black	4	Green	8	Gray
						3	Blue	3	White	7	Black
						2	White	2	Blue	6	Yellow
						1	Brown	1	Brown	5	Pink

Pin arrangement



A code

Conductor or solder cup, B-Code & D-Code

Coding and contacts	Code	B		B		B		D	
	Contact	3		4		5		4	
Rated voltage / current		250V / 4A		250V / 4A		60V / 4A		250V / 4A	
Contact arrangement		Male	Female	Male	Female	Male	Female	Male	Female

Front mounting with 0.5m conductor

Connector style	Mount thread	Part number			
Male	M16 X 1.5	218-B3000-0VSL50	218-B4000-0VSL50	218-B5000-0VSL50	218-D4000-0VSL50
	Pg9	218-B3002-0VSL50	218-B4002-0VSL50	218-B5002-0VSL50	218-D4002-0VSL50
Female	M16 X 1.5	219-B3000-0VSL50	219-B4000-0VSL50	219-B5000-0VSL50	219-D4000-0VSL50
	Pg9	219-B3002-0VSL50	219-B4002-0VSL50	219-B5002-0VSL50	219-D4002-0VSL50

Front mounting with solder cup

Connector style	Mount thread	Part number			
Male	M16 X 1.5	232-B3000-S	232-B4000-S	232-B5000-S	232-D4000-S
	Pg9	232-B3002-S	232-B4002-S	232-B5002-S	232-D4002-S
Female	M16 X 1.5	233-B3000-S	233-B4000-S	233-B5000-S	233-D4000-S
	Pg9	233-B3002-S	233-B4002-S	233-B5002-S	233-D4002-S

Rear mounting with 0.5m conductor

Connector style	Mount thread	Part number			
Male	M16 X 1.5	220-B3000-0VSL50	220-B4000-0VSL50	220-B5000-0VSL50	220-D4000-0VSL50
	Pg9	220-B3002-0VSL50	220-B4002-0VSL50	220-B5002-0VSL50	220-D4002-0VSL50
Female	M16 X 1.5	221-B3000-0VSL50	221-B4000-0VSL50	221-B5000-0VSL50	221-D4000-0VSL50
	Pg9	221-B3002-0VSL50	221-B4002-0VSL50	221-B5002-0VSL50	221-D4002-0VSL50

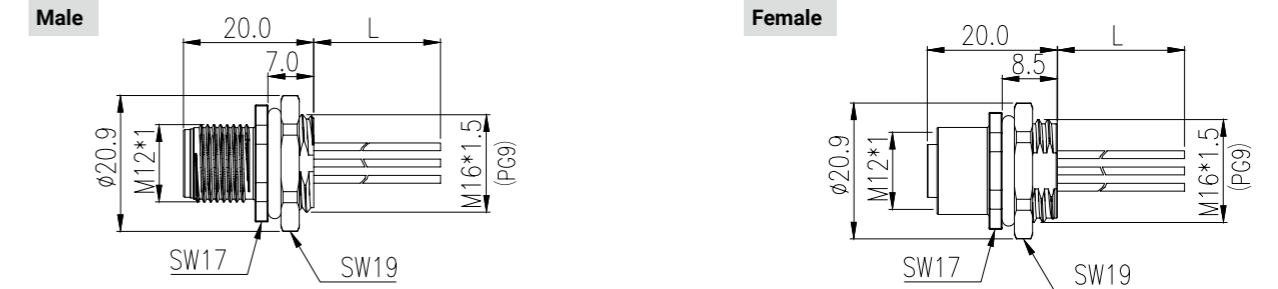
Rear mounting with solder cup

Connector style	Mount thread	Part number			
Male	M16 X 1.5	230-B3000-S	230-B4000-S	230-B5000-S	230-D4000-S
	Pg9	230-B3002-S	230-B4002-S	230-B5002-S	230-D4002-S
Female	M16 X 1.5	231-B3000-S	231-B4000-S	231-B5000-S	231-D4000-S
	Pg9	231-B3002-S	231-B4002-S	231-B5002-S	231-D4002-S

Bolded part number is UL+CUL certified

The wire length can be customized. For more details, please contact Dinkle

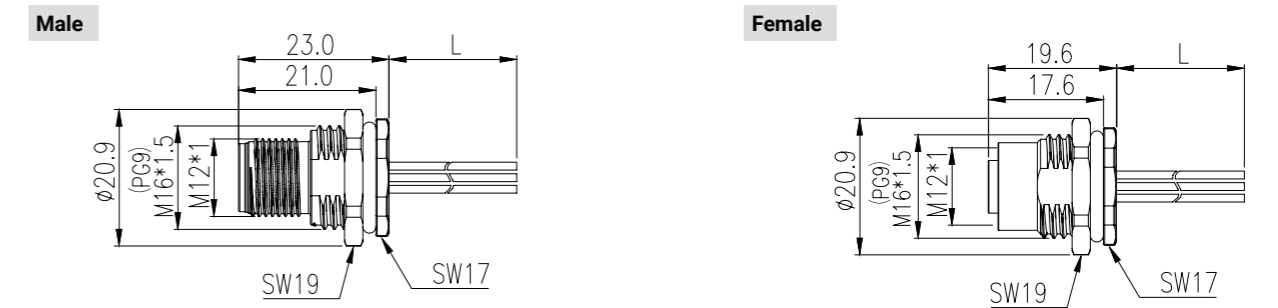
Front mounting with 0.5m conductor



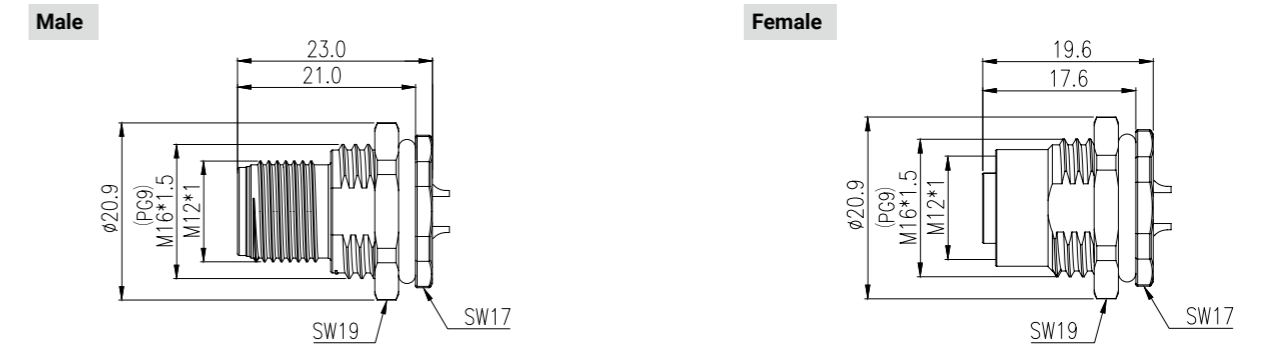
Front mounting with solder cup



Rear mounting with 0.5m conductor



Rear mounting with solder cup



Pin assignments and wire colors

Pin out	B code			D code		
	5	-	5	-	5	Gray
4	Black	4	Black	4	Black	
3	Blue	3	Blue	3	Blue	
2	-	2	White	2	White	
1	Brown	1	Brown	1	Brown	

Pin arrangement	B code			D code		
	3P	4P	5P	4P	4P	4P
					D code	

Conductor, S & T-Code

Coding and contacts	Code	S		S		T	
	Contact	3(2+PE)		4(3+PE)		4	
Rated voltage / current		630V / 16A		630V / 12A		63V / 12A	
Contact arrangement	Male						
Front mounting with 0.5m conductor							
Connector style	Mount thread	Part number					
	M16 X 1.5	218-S3300-0MSL50	218-S4300-0MSL50	218-T4300-0MSL50			
	Pg9	218-S3302-0MSL50	218-S4302-0MSL50	218-T4302-0MSL50			
	M16 X 1.5	219-S3300-0MSL50	219-S4300-0MSL50	219-T4300-0MSL50			
	Pg9	219-S3302-0MSL50	219-S4302-0MSL50	219-T4302-0MSL50			
Rear mounting with 0.5m conductor							
Connector style	Mount thread	Part number					
	M16 X 1.5	220-S3300-0MSL50	220-S4300-0MSL50	220-T4300-0MSL50			
	Pg9	220-S3302-0MSL50	220-S4302-0MSL50	220-T4302-0MSL50			
	M16 X 1.5	221-S3300-0MSL50	221-S4300-0MSL50	221-T4300-0MSL50			
	Pg9	221-S3302-0MSL50	221-S4302-0MSL50	221-T4302-0MSL50			

The wire length can be customized. For more details, please contact Dinkle

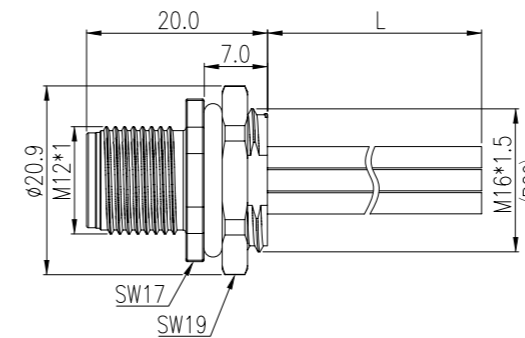
Mechanical		Electrical	
Insertion/withdrawal cycles	> 100	Rated voltage / current (contacts)	S-Code: 630VAC / 16A (3 Pin)
Degree of protection	IP67		S-Code: 630VAC / 12A (4 Pin)
Ambient temperature (operation)	-40°C ~ 80°C		T-Code: 63VAC / 12A (4 Pin)
Torque	0.4 Nm (Connector-side)	Insulation resistance	≥ 100MΩ
	0.8 Nm (Installation-side)	Overvoltage category	III
Material		Standards / Regulations	
Contact / contact surface	Cooper alloy / Gold	Design refer.	IEC 61076-2-111: Circular connectors - Detail specification for power connectors with M12 screw-locking
Housing	PA		IEC 60512: Electromechanical components for electronic equipment; basic testing procedure and measuring methods
Screw nut	Zinc die-cast / Copper, nickel-plated		IEC-60529: Degree of protection provided by enclosures (IP Code)
Shield	Zinc die-cast / Copper, nickel-plated		
O-ring	NBR	Certificate refer.	UL 2237
Conductor	S-Code: mPPE (UL AWM 11029) T-Code: mPPE (UL AWM 11027)		
Flammability rating (UL94)	V0		

Notice

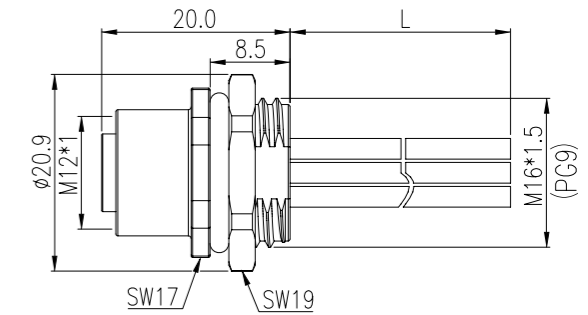
The mechanical and electrical data can be ensured that the connector pair is correctly locked and fasten by specified torque. If the connector is unlocked and exposed in the contaminated environment, the connector must be sealed by the protective cap. Also, the influences from conductor, cable or PCB assembly must be taken into consideration.

Front mounting with 0.5m conductor

Male

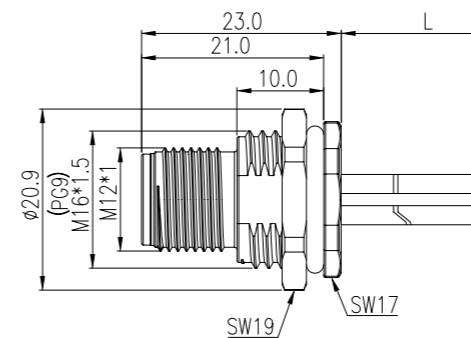


Female

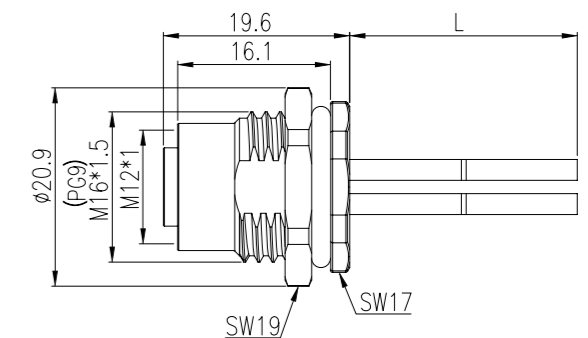


Rear mounting with 0.5m conductor

Male



Female



Pin assignments and wire colors

Pin out	PE	Yellow / Green	PE	Yellow / Green
	3		Black	3
2		-	2	Black
1		Black	1	Black

Pin arrangement		
		3P

S code

Pin out	4	Black
	3	Blue
2	White	
1	Brown	

Pin arrangement	
	4P

T code

M12 PCB Connector

Dinkle's M12 PCB type circular connectors can transmit signals, data, and power directly to the PCB simply and safely. Our connectors are designed according to the IEC 61076-2-101 standard. Both the external structure and the material selection are resistant to shock, vibration, pollution, extreme temperature, and humidity, so they can provide the best durability and reliable connections in harsh industrial application environments.

In addition to the use of nickel-plated metal shells to achieve high durability, corrosion resistance and high protection against oxidation, Dinkle's PCB-type circular connector series includes 180-degree (Straight) and 90-degree (Angled) solder foot form factors. Users benefit with more options for installation direction according to the placement of the device's shell and PCB.



Mechanical		Electrical	
Insertion/withdrawal cycles	> 100	Rated voltage / current (contacts)	250VAC / 4A (≤ 4 Pin)
Degree of protection	IP67		60VAC / 4A (5 Pin)
Ambient temperature (operation)	-40°C ~ 80°C		30VAC / 2A (8 Pin)
Torque	0.4 Nm (Connector-side)		30VAC / 1.5A (12 Pin)
	0.8 Nm (Installation-side)	Insulation resistance	≥ 100MΩ
Material		Standards / Regulations	
Contact / contact surface	Cooper alloy / Gold	Design refer.	IEC 61076-2-101: Detail specification for M12 connectors with screw-locking
Contact carrier	PA		IEC 60512: Electromechanical components for electronic equipment; basic testing procedure and measuring methods
Hexigonal nut	Zinc / Copper alloy, nickel-plated		
Shield	Zinc / Copper alloy, nickel-plated		Certificate refer.
O-ring	NBR		
Flammability rating according to UL 94	V0		
Notice			
The mechanical and electrical data can be ensured that the connector pair is correctly locked and fasten by specified torque. If the connector is unlocked and exposed in the contaminated environment, the connector must be sealed by the protective cap. Also, the influences from conductor, cable or PCB assembly must be taken into consideration.			

Soldering connection, A-Code

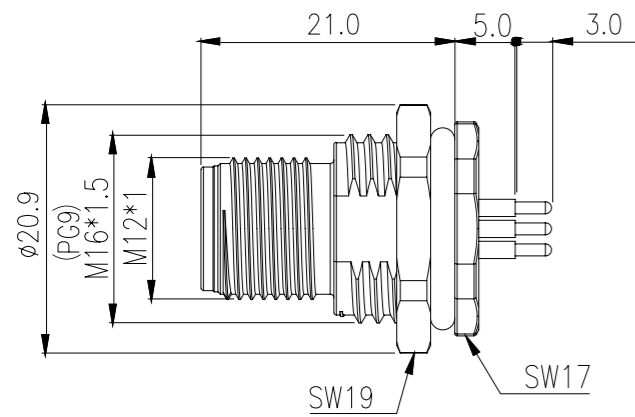
Coding and contacts	Code	A		A		A		A		A	
	Contact	3		4		5		8		12	
Rated voltage / current		250V / 4A		250V / 4A		60V / 4A		30V / 2A		30V / 1.5A	
Contact arrangement		Male	Female	Male	Female	Male	Female	Male	Female	Male	Female
Rear mounting, straight											
Connector style	Mount thread	Part number									
Male 	M16 X 1.5	226-A3000-6	226-A4000-6	226-A5000-6	226-A8000-6	226-A0000-6	226-A0002-6	226-A0003-6	226-A0004-6	226-A0005-6	226-A0006-6
	Pg9	226-A3002-6	226-A4002-6	226-A5002-6	226-A8002-6	226-A0002-6	226-A0003-6	226-A0004-6	226-A0005-6	226-A0006-6	226-A0007-6
Female 	M16 X 1.5	227-A3000-6	227-A4000-6	227-A5000-6	227-A8000-6	227-A0000-6	227-A0002-6	227-A0003-6	227-A0004-6	227-A0005-6	227-A0006-6
	Pg9	227-A3002-6	227-A4002-6	227-A5002-6	227-A8002-6	227-A0002-6	227-A0003-6	227-A0004-6	227-A0005-6	227-A0006-6	
Rear mounting, right angle											
Connector style	Mount thread	Part number									
Male 	M16 X 1.5	228-A3000-3	228-A4000-3	228-A5000-3	228-A8000-3	228-A0000-3	228-A0002-3	228-A0003-3	228-A0004-3	228-A0005-3	228-A0006-3
	Pg9	228-A3002-3	228-A4002-3	228-A5002-3	228-A8002-3	228-A0002-3	228-A0003-3	228-A0004-3	228-A0005-3	228-A0006-3	
Female 	M16 X 1.5	229-A3000-3	229-A4000-3	229-A5000-3	229-A8000-3	229-A0000-3	229-A0002-3	229-A0003-3	229-A0004-3	229-A0005-3	229-A0006-3
	Pg9	229-A3002-3	229-A4002-3	229-A5002-3	229-A8002-3	229-A0002-3	229-A0003-3	229-A0004-3	229-A0005-3	229-A0006-3	
Accessories											
Connector style	Part number										
Sealing cap for female part 	200-A001	Applied in un-connected M12 terminals like sensor / actuator cordsets, receptacles and field I/O device, which can reach up the IP67 									
Sealing cap for male part 	200-A002										

Bolded part number is UL+CUL certified

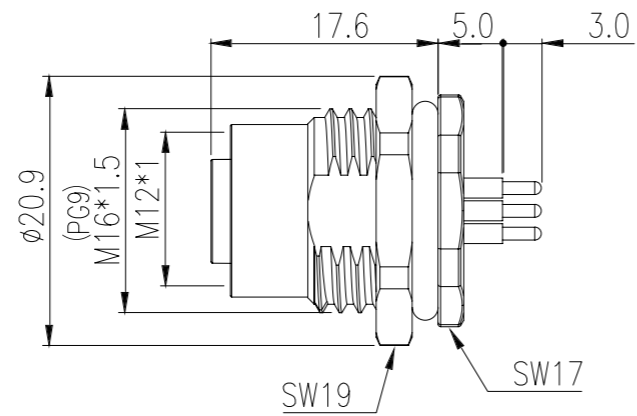
The plastic sealing cap can be used in M12 device connector

Rear mounting, straight

Male

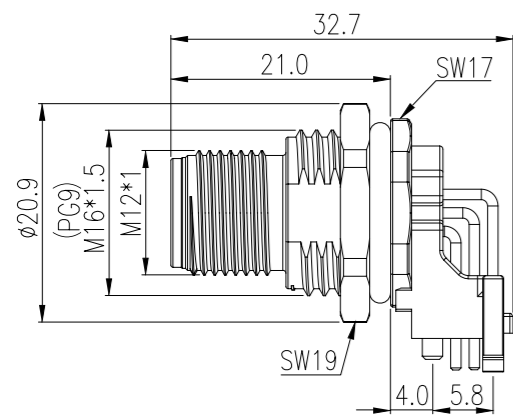


Female

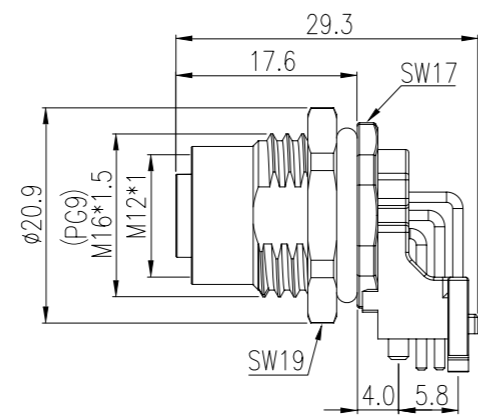


Rear mounting, right angle

Male



Female



PCB Layout

	PCB Layout				
Pin out					
Pin arrangement					
	3P	4P	5P	8P	12P
	A code				

Soldering connection, B-Code & D-Code

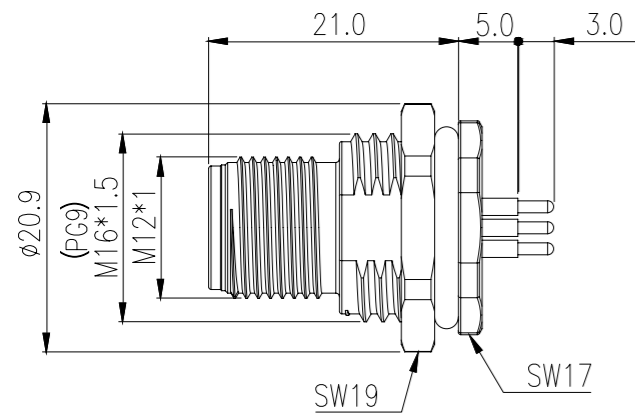
Coding and contacts	Code	B		B		B		D
	Contact	3		4		5		4
Rated voltage / current		250V / 4A		250V / 4A		60V / 4A		250V / 4A
Contact arrangement	Male							
	Female							
Rear mounting, straight								
Connector style	Mount thread	Part number						
	Male	M16 X 1.5	226-B3000-6	226-B4000-6	226-B5000-6	226-D4000-6		
	Pg9		226-B3002-6	226-B4002-6	226-B5002-6	226-D4002-6		
	Female	M16 X 1.5	227-B3000-6	227-B4000-6	227-B5000-6	227-D4000-6		
	Pg9		227-B3002-6	227-B4002-6	227-B5002-6	227-D4002-6		
Rear mounting, right angle								
Connector style	Mount thread	Part number						
	Male	M16 X 1.5	228-B3000-3	228-B4000-3	228-B5000-3	228-D4000-3		
	Pg9		228-B3002-3	228-B4002-3	228-B5002-3	228-D4002-3		
	Female	M16 X 1.5	229-B3000-3	229-B4000-3	229-B5000-3	229-D4000-3		
	Pg9		229-B3002-3	229-B4002-3	229-B5002-3	229-D4002-3		
Accessories								
Connector style	Part number		Applied in un-connected M12 terminals like sensor / actuator cordsets, receptacles and field I/O device, which can reach up the IP67					
Sealing cap for female part	200-A001							
Sealing cap for male part	200-A002							

Bolded part number is UL+CUL certified

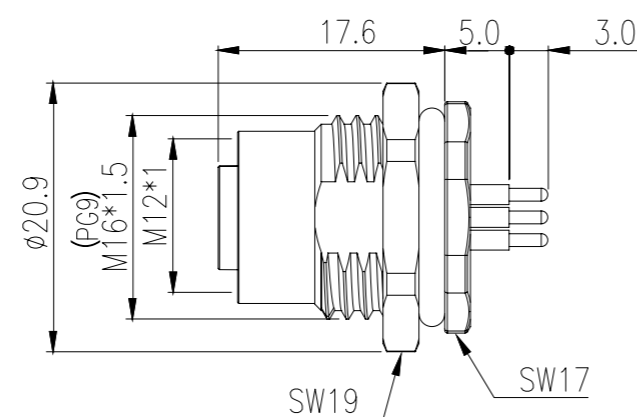
The plastic sealing cap can be used in M12 device connector

Rear mounting, straight

Male

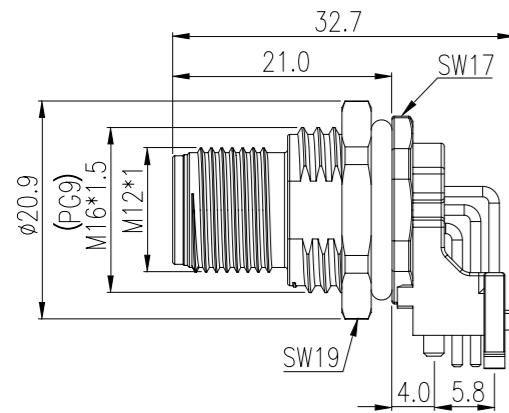


Female

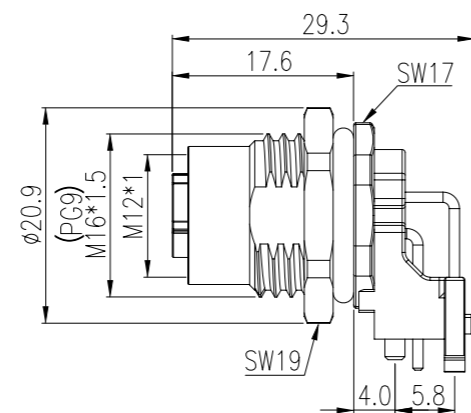


Rear mounting, right angle

Male



Female



PCB Layout

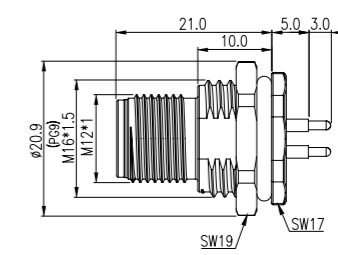
	PCB Layout			
Pin out				
Pin arrangement				
	3P	4P B code	5P	4P D code

Soldering connection, T-Code

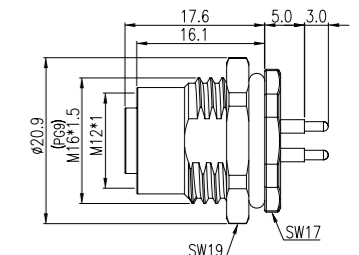
Coding and contacts	Code	T
	Contact	
Rated voltage / current	63V / 12A	
Contact arrangement	Male	
	Female	
Rear mounting, straight		
Connector style	Mount thread	Part number
Male	M16 X 1.5	226-T4300-6
	Pg9	226-T4302-6
Female	M16 X 1.5	227-T4300-6
	Pg9	227-T4302-6
Accessories		
Connector style	Part number	
Sealing cap for female part	200-A001	
Sealing cap for male part	200-A002	

Rear mounting, straight

Male



Female



PCB Layout

Pin out	
Pin arrangement	
	4P T code

Mechanical		Electrical	
Insertion/withdrawal cycles	> 100	Rated voltage / current	63V / 12A
Degree of protection	IP67 / IP68	Insulation resistance	≥ 100MΩ
Ambient temperature (operation)	-40°C ~ 80°C	Overvoltage category	III
Torque	0.4 Nm (Connector-side)		
	0.8 Nm (Installation-side)		
Material		Standards / Regulations	
Contact / contact surface	Cooper alloy / Gold	Design refer.	IEC 61076-2-111: Circular connectors - Detail specification for power connectors with M12 screw-locking
Contact carrier	PA		IEC 60512: Electromechanical components for electronic equipment; basic testing procedure and measuring methods
Hexagonal nut	Zinc / Copper alloy, nickel-plated		IEC-60529: Degree of protection provided by enclosures (IP Code)
Shield	Zinc / Copper alloy, nickel-plated		
O-ring	NBR		
Flammability rating according to UL 94	V0	Certificate refer.	UL 2237

Notice

The mechanical and electrical data can be ensured that the connector pair is correctly locked and fasten by specified torque. If the connector is unlocked and exposed in the contaminated environment, the connector must be sealed by the protective cap. Also, the influences from conductor, cable or PCB assembly must be taken into consideration.

M8 Molded Connector

Dinkle's M8 circular connector is designed in accordance with IEC 61076-2-104 and features the same high reliability and airtightness as the M12 circular connector, but the smaller size enables them to be used in more compact equipment where there is limited space. Using the Dinkle M8 and M12 circular connectors, the assembly, testing, and maintenance of industrial control systems can be faster and more convenient, providing substantial user benefits.

For various applications in the industrial environment, Dinkle provides high-quality PVC and PUR cables to meet user needs. PVC cables are an excellent choice for most chemical washing applications in the food and beverage industries, because they have good to excellent resistance to common cleaning solvents. PUR cables can resist cutting fluids, oils and other irritating chemicals, and have with high tensile strength, abrasion resistance and bending resistance, so they can be used in high and frequent movement situations such as robotic arms.



Mechanical		Electrical	
Mechanical	≥ 100	Rated voltage / current (contacts)	60VAC / 4A (≤ 4 Pin)
Degree of protection	IP67 / IP68		30VAC / 3A (5 Pin)
Ambient temperature (operation)	-40°C ~ 80°C (Stationary installation)	Insulation resistance	30VAC / 1.5A (6 & 8 Pin)
	-25°C ~ 80°C (Moving installation)		≥ 100MΩ
Torque	0.2 Nm	Overvoltage category	II

Material		Standards / Regulations	
Contact/contact surface	Cooper alloy / Gold	Design refer.	IEC 61076-2-104: Detail specification for M8 connectors with screw-locking
contact carrier/overmolding	PUR / PUR		
O-Ring	NBR		
Knurled nut	Zinc / Copper alloy, nickel-plated		
Cable	PUR (UL AWM 20549) PVC (UL AWM 2464)	Certificate refer.	IEC-60529: Degree of protection provided by enclosures (IP Code)
Flammability rating (UL94)	HB		

Notice

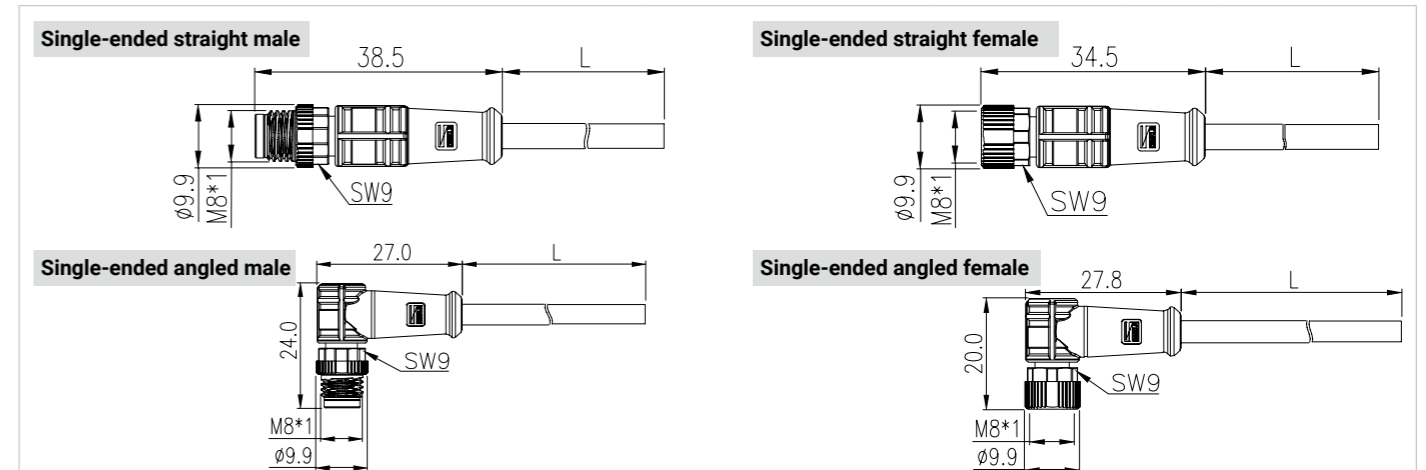
The mechanical and electrical data can be ensured that the connector pair is correctly locked and fasten by specified torque. If the connector is unlocked and exposed in the contaminated environment, the connector must be sealed by the protective cap. Also, the influences from conductor, cable or PCB assembly must be taken into consideration.

Single-ended molded connector, A-Code & B-Code

Coding and contacts	Code	A		A		A		A		B	
	Contact	3		4		6		8		5	
Rated voltage / current		60V / 4A		60V / 4A		30V / 1.5A		30V / 1.5A		30V / 3A	
Contact arrangement		Plug	Socket	Plug	Socket	Plug	Socket	Plug	Socket	Plug	Socket
Connector style	Cable	Length(m)		Part number							
Single-ended straight male	PVC	2	301-A3000-10S020	301-A4000-10S020	301-A6000-10S020	301-A8000-10S020	301-B5000-10S020				
		5	301-A3000-10S050	301-A4000-10S050	301-A6000-10S050	301-A8000-10S050	301-B5000-10S050				
		10	301-A3000-10S100	301-A4000-10S100	301-A6000-10S100	301-A8000-10S100	301-B5000-10S100				
	PUR	2	301-A3000-00S020	301-A4000-00S020	301-A6000-00S020	301-A8000-00S020	301-B5000-00S020				
		5	301-A3000-00S050	301-A4000-00S050	301-A6000-00S050	301-A8000-00S050	301-B5000-00S050				
		10	301-A3000-00S100	301-A4000-00S100	301-A6000-00S100	301-A8000-00S100	301-B5000-00S100				
Single-ended straight female	PVC	2	302-A3000-10S020	302-A4000-10S020	302-A6000-10S020	302-A8000-10S020	302-B5000-10S020				
		5	302-A3000-10S050	302-A4000-10S050	302-A6000-10S050	302-A8000-10S050	302-B5000-10S050				
		10	302-A3000-10S100	302-A4000-10S100	302-A6000-10S100	302-A8000-10S100	302-B5000-10S100				
	PUR	2	302-A3000-00S020	302-A4000-00S020	302-A6000-00S020	302-A8000-00S020	302-B5000-00S020				
		5	302-A3000-00S050	302-A4000-00S050	302-A6000-00S050	302-A8000-00S050	302-B5000-00S050				
		10	302-A3000-00S100	302-A4000-00S100	302-A6000-00S100	302-A8000-00S100	302-B5000-00S100				
Single-ended angled male	PVC	2	303-A3000-10S020	303-A4000-10S020	303-A6000-10S020	303-A8000-10S020	303-B5000-10S020				
		5	303-A3000-10S050	303-A4000-10S050	303-A6000-10S050	303-A8000-10S050	303-B5000-10S050				
		10	303-A3000-10S100	303-A4000-10S100	303-A6000-10S100	303-A8000-10S100	303-B5000-10S100				
	PUR	2	303-A3000-00S020	303-A4000-00S020	303-A6000-00S020	303-A8000-00S020	303-B5000-00S020				
		5	303-A3000-00S050	303-A4000-00S050	303-A6000-00S050	303-A8000-00S050	303-B5000-00S050				
		10	303-A3000-00S100	303-A4000-00S100	303-A6000-00S100	303-A8000-00S100	303-B5000-00S100				
Single-ended angled female	PVC	2	304-A3000-10S020	304-A4000-10S020	304-A6000-10S020	304-A8000-10S020	304-B5000-10S020				
		5	304-A3000-10S050	304-A4000-10S050	304-A6000-10S050	304-A8000-10S050	304-B5000-10S050				
		10	304-A3000-10S100	304-A4000-10S100	304-A6000-10S100	304-A8000-10S100	304-B5000-10S100				
	PUR	2	304-A3000-00S020	304-A4000-00S020	304-A6000-00S020	304-A8000-00S020	304-B5000-00S020				
		5	304-A3000-00S050	304-A4000-00S050	304-A6000-00S050	304-A8000-00S050	304-B5000-00S050				
		10	304-A3000-00S100	304-A4000-00S100	304-A6000-00S100	304-A8000-00S100	304-B5000-00S100				

Bolded part number is UL+CUL certified

The cable length can be customized, please contacts with Dinkle

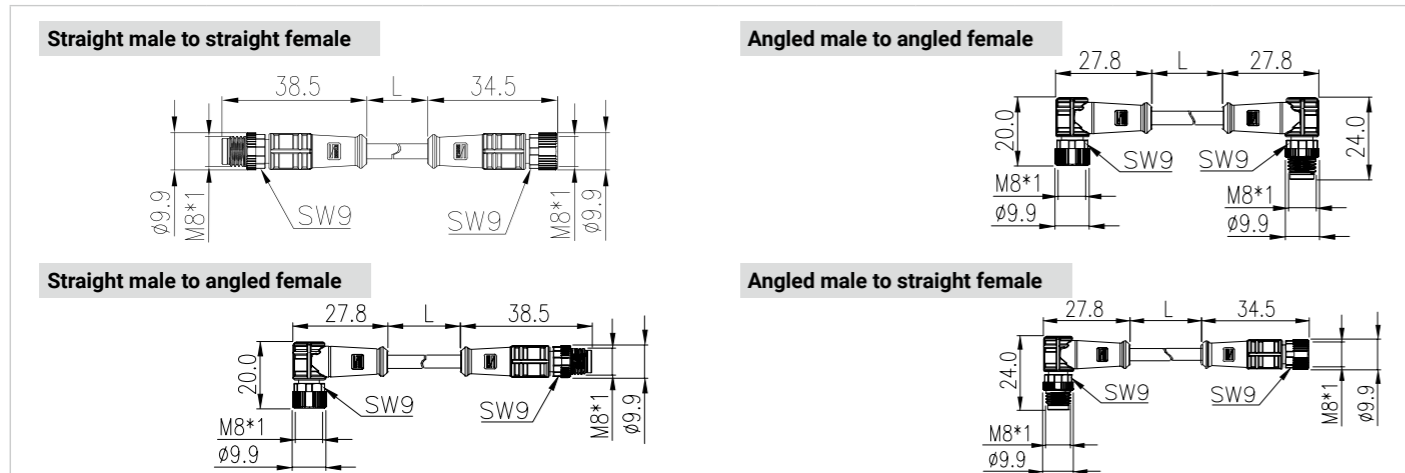


Double-ended molded connector, A-Code & B-Code

Coding and contacts		Code	A		A		A		A		B	
		Contact	3		4		6		8		5	
Rated voltage / current			60V / 4A		60V / 4A		30V / 1.5A		30V / 1.5A		30V / 3A	
Contact arrangement			Plug 	Socket 	Plug 	Socket 	Plug 	Socket 	Plug 	Socket 	Plug 	Socket
Connector style	Cable	Length(m)	Part number									
	PVC	0.6	306-A3000-10SL60	306-A4000-10SL60	306-A6000-10SL60	306-A8000-10SL60	306-B5000-10SL60					
		1.5	306-A3000-10S015	306-A4000-10S015	306-A6000-10S015	306-A8000-10S015	306-B5000-10S015					
		3	306-A3000-10S030	306-A4000-10S030	306-A6000-10S030	306-A8000-10S030	306-B5000-10S030					
	PVC	0.6	309-A3000-10SL60	309-A4000-10SL60	309-A6000-10SL60	309-A8000-10SL60	309-B5000-10SL60					
		1.5	309-A3000-10S015	309-A4000-10S015	309-A6000-10S015	309-A8000-10S015	309-B5000-10S015					
		3	309-A3000-10S030	309-A4000-10S030	309-A6000-10S030	309-A8000-10S030	309-B5000-10S030					
	PVC	0.6	312-A3000-10SL60	312-A4000-10SL60	312-A6000-10SL60	312-A8000-10SL60	312-B5000-10SL60					
		1.5	312-A3000-10S015	312-A4000-10S015	312-A6000-10S015	312-A8000-10S015	312-B5000-10S015					
		3	312-A3000-10S030	312-A4000-10S030	312-A6000-10S030	312-A8000-10S030	312-B5000-10S030					
	PVC	0.6	314-A3000-10SL60	314-A4000-10SL60	314-A6000-10SL60	314-A8000-10SL60	314-B5000-10SL60					
		1.5	314-A3000-10S015	314-A4000-10S015	314-A6000-10S015	314-A8000-10S015	314-B5000-10S015					
		3	314-A3000-10S030	314-A4000-10S030	314-A6000-10S030	314-A8000-10S030	314-B5000-10S030					
	PUR	0.6	306-A3000-00SL60	306-A4000-00SL60	306-A6000-00SL60	306-A8000-00SL60	306-B5000-00SL60					
		1.5	306-A3000-00S015	306-A4000-00S015	306-A6000-00S015	306-A8000-00S015	306-B5000-00S015					
		3	306-A3000-00S030	306-A4000-00S030	306-A6000-00S030	306-A8000-00S030	306-B5000-00S030					
	PUR	0.6	309-A3000-00SL60	309-A4000-00SL60	309-A6000-00SL60	309-A8000-00SL60	309-B5000-00SL60					
		1.5	309-A3000-00S015	309-A4000-00S015	309-A6000-00S015	309-A8000-00S015	309-B5000-00S015					
		3	309-A3000-00S030	309-A4000-00S030	309-A6000-00S030	309-A8000-00S030	309-B5000-00S030					
	PUR	0.6	312-A3000-00SL60	312-A4000-00SL60	312-A6000-00SL60	312-A8000-00SL60	312-B5000-00SL60					
		1.5	312-A3000-00S015	312-A4000-00S015	312-A6000-00S015	312-A8000-00S015	312-B5000-00S015					
		3	312-A3000-00S030	312-A4000-00S030	312-A6000-00S030	312-A8000-00S030	312-B5000-00S030					
	PUR	0.6	314-A3000-00SL60	314-A4000-00SL60	314-A6000-00SL60	314-A8000-00SL60	314-B5000-00SL60					
		1.5	314-A3000-00S015	314-A4000-00S015	314-A6000-00S015	314-A8000-00S015	314-B5000-00S015					
		3	314-A3000-00S030	314-A4000-00S030	314-A6000-00S030	314-A8000-00S030	314-B5000-00S030					

Bolded part number is UL+CUL certified

The cable length can be customized, please contacts with Dinkle



M8 Device Connector

To meet the increasing demand for power and data transmission, Dinkle introduces a smaller M8 panel type circular connector, designed on the basis of IEC 61076-2-104.

These connectors can provide customers with a more compact assembly and connection solution, which can be implemented on a housing with a limited space. This form factor provides higher power density than general connectors. Circular connectors are very suitable for industrial environments, providing excellent performance under harsh conditions and at least an IP67 level of dust and water resistance.

In terms of structure, Dinkle's panel product line has two housings, front-locking and rear-locking, to meet different installation requirements. Dinkle has also introduced Solder Cup terminals, allowing customers to solder wires even in compact equipment internal spaces. The comprehensive product portfolio delivers high-quality efficacy and low-cost.



Mechanical		Electrical	
Insertion/withdrawal cycles	> 100	Rated voltage / current (contacts)	60VAC / 4A (≤ 4 Pin)
Degree of protection	IP67 / IP68		30VAC / 3A (5 Pin)
Ambient temperature (operation)	-40°C ~ 80°C	Insulation resistance	30VAC / 1.5A (6 & 8 Pin)
Torque	0.2 Nm (Connector-side) 0.6 Nm (Installation-side)		Overvoltage category
Material		Standards / Regulations	
Contact / contact surface	Cooper alloy / Gold	Design refer.	IEC 61076-2-104: Detail specification for M8 connectors with screw-locking
Contact carrier	PA		
Hexagonal nut	Copper alloy, nickel-plated		IEC 60512: Electromechanical components for electronic equipment; basic testing procedure and measuring methods
Housing	Zinc / Copper alloy, nickel-plated		IEC-60529: Degree of protection provided by enclosures (IP Code)
O-Ring	NBR	Certificate refer.	UL2238
Conductor	PVC (UL AWM 1061)		
Flammability rating (UL94)	HB		
Notice			
The mechanical and electrical data can be ensured that the connector pair is correctly locked and fasten by specified torque. If the connector is unlocked and exposed in the contaminated environment, the connector must be sealed by the protective cap. Also, the influences from conductor, cable or PCB assembly must be taken into consideration.			

Conductor or Solder cup, A-Code & B-Code

Coding and contacts	Code	A		A		A		A		B	
	Contact	3		4		6		8		5	
Rated voltage / current		60V / 4A		60V / 4A		30V / 1.5A		30V / 1.5A		30V / 3A	
Contact arrangement		Male	Female	Male	Female	Male	Female	Male	Female	Male	Female

Front mounting with 0.5m conductor

Connector style	Mount thread	Part number				
Male	M8 X 0.5	318-A3000-0VSL50	318-A4000-0VSL50	318-A6000-0VSL50	318-A8000-0VSL50	318-B5000-0VSL50
Female	M8 X 0.5	319-A3000-0VSL50	319-A4000-0VSL50	319-A6000-0VSL50	319-A8000-0VSL50	319-B5000-0VSL50

Front mounting with solder cup

Connector style	Mount thread	Part number				
Male	M8 X 0.5	332-A3000-S	332-A4000-S	332-A6000-S	332-A8000-S	332-B5000-S
Female	M8 X 0.5	333-A3000-S	333-A4000-S	333-A6000-S	333-A8000-S	333-B5000-S

Rear mounting with 0.5m conductor

Connector style	Mount thread	Part number				
Male	M8 x 1	320-A3001-0VSL50	320-A4001-0VSL50	320-A6001-0VSL50	320-A8001-0VSL50	320-B5001-0VSL50
Female	M10 x 0.75	321-A3002-0VSL50	321-A4002-0VSL50	321-A6002-0VSL50	321-A8002-0VSL50	321-B5002-0VSL50

Rear mounting with solder cup

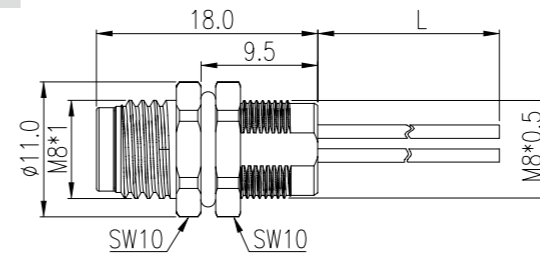
Connector style	Mount thread	Part number				
Male	M8 x 1	330-A3001-S	330-A4001-S	330-A6001-S	330-A8001-S	330-B5001-S
Female	M10 x 0.75	331-A3002-S	331-A4002-S	331-A6002-S	331-A8002-S	331-B5002-S

Bolded part number is UL+CUL certified

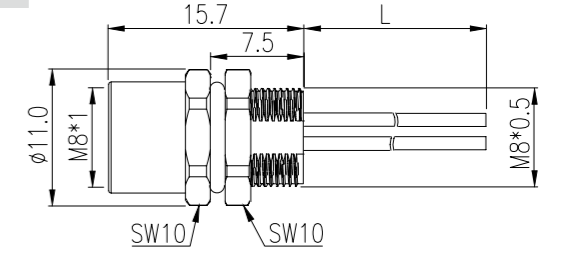
The wire length can be customized. For more details, please contact Dinkle

Front mounting with 0.5m conductor

Male

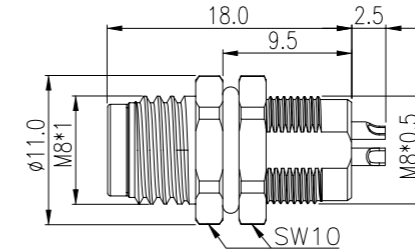


Female

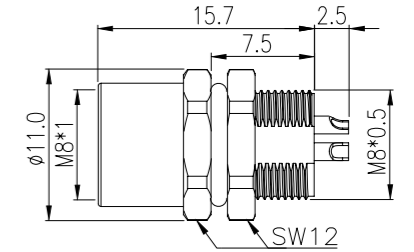


Front mounting with solder cup

Male

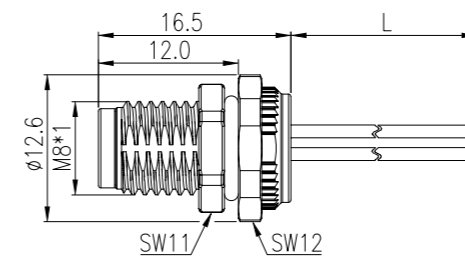


Female

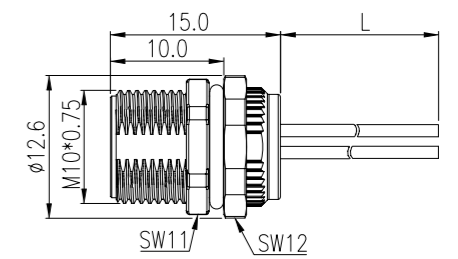


Rear mounting with 0.5m conductor

Male

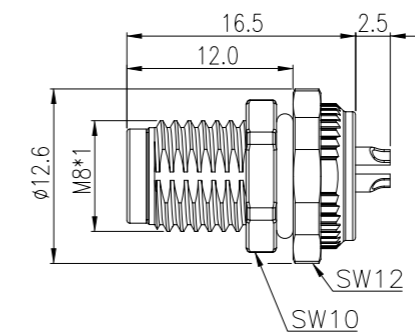


Female

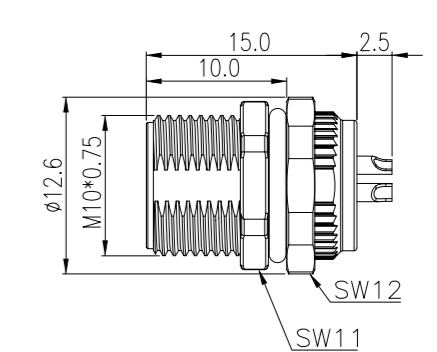


Rear mounting with solder cup

Male



Female



Pin assignments and wire colors

Pin out	A code		B code	
	Pin	Color	Pin	Color
8	Red	8	Red	
7	Blue	7	Blue	
6	Pink	6	Pink	
5	Gray	5	Gray	
4	Black	4	Yellow	
3	Blue	3	Green	
2	-	2	Brown	
1	Brown	1	White	

Pin arrangement	A code		B code	
	3P	4P	6P	5P

M8 PCB Connector

Dinkle's M8 circular connector series meets the IEC 61076-2-104 design standards, which has an industry-standard 8mm metric threaded connection structure and a high protection level of IP67.

It can easily and safely transmit signals, data, and electricity directly to the PCB. It is one of the most used connectors in factory automation, and is especially suitable for automotive, process control, commercial electronics, and instrument applications requiring reliable and robust miniature sensors.

Whether it is M8 or M12 PCB type circular connectors, all use corrosion-resistant nickel-plated metal shells, which when matched with a sealing ring can provide the most reliable protection for any application.



Mechanical		Electrical	
Insertion/withdrawal cycles	≥ 100	Rated voltage / current (contacts)	60VAC / 4A (≤ 4 Pin)
Degree of protection	IP67 / IP68		30VAC / 3A (5 Pin)
Ambient temperature (operation)	-40°C ~ 80°C	Insulation resistance	30VAC / 1.5A (6 & 8 Pin)
Torque	0.2 Nm (Connector-side)		≥ 100MΩ
	0.6 Nm (Installation-side)	Overvoltage category	II

Material		Standards / Regulations	
Contact / contact surface	Copper alloy / Gold	Design refer.	IEC 61076-2-104: Detail specification for M8 connectors with screw-locking
Contact carrier	PA		IEC 60512: Electromechanical components for electronic equipment; basic testing procedure and measuring methods
Hexagonal nut	Copper alloy, nickel-plated		
Housing	Zinc / Copper alloy, nickel-plated	Certificate refer.	UL 2238
O-ring	NBR		
Flammability rating (UL94)	V0		

Notice

The mechanical and electrical data can be ensured that the connector pair is correctly locked and fasten by specified torque. If the connector is unlocked and exposed in the contaminated environment, the connector must be sealed by the protective cap. Also, the influences from conductor, cable or PCB assembly must be taken into consideration.

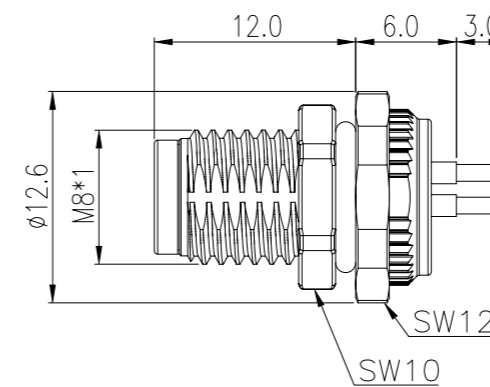
Soldering connection, A-Code & B-Code

Coding and contacts	Code	A		A		A		A		B	
	Contact	3		4		6		8		5	
Rated voltage / current		60V / 4A		60V / 4A		30V / 1.5A		30V / 1.5A		30V / 3A	
Contact arrangement		Male	Female	Male	Female	Male	Female	Male	Female	Male	Female
Rear mounting, straight											
Connector style	Mount thread					Part number					
Male	M8 X 1	326-A3001-4		326-A4001-4		326-A6001-4		326-A8001-4		326-B5001-4	
Female	M10 x 0.75	327-A3002-4		327-A4002-4		327-A6002-4		327-A8002-4		327-B5002-4	

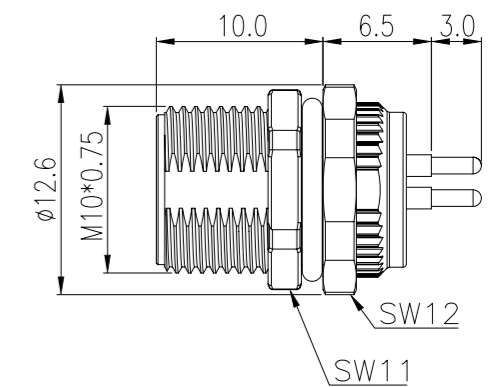
Bolded part number is UL+CUL certified

Rear mounting, straight

Male



Female



PCB Layout

Pin out					
Pin arrangement					
	3P	4P	6P	8P	5P
	A code				B code